

## Release Note 1.9.6.22

### Bug Fixes:

ID	Description
3538	Fix Zawgyi Font display in UDF fields
3543	Fix transaction agent will not update if change to a Debtor or Creditor that has no default agent.
3545	Fix unable Tariff Code error when copy master data from other account book during create new account book
3530	Fix Purchase transaction when add empty batch number to prompt proper validation message
3522	Fix "Column Smallest Qty does not belong to table" after rebuilding Serial Number
3528	Fix incorrect cost calculation if use serial number cost for stock out option and when cost is 0
3548	Fix Check BOM Material Inquiry incorrect On Hand Qty if BOM item (Finished Good) have multiple same sub item (Raw Material)
3564	Fix object reference error when using invalid format to Import Item Price by Location
3568	Fix Local Sub Total in ARAP Payment & Refund never recalculate based on currency rate setting after change date
3567	Fix preview Profit & Loss of Document "Index (zero based) must be greater than or equal to zero and less than the size of the argument list" error when group by Date, Month or Year
3606	Fix able to create blank analysis code (Eg: Sales Agent, Purchase Agent etc)
3594	Change Item Package Maintenance "Opening Quantity" to "Opening Sold Qty"
3607	Fix Stock Type user unable to access Debtor & Creditor Maintenance from Menu

### Enhancement:

ID	Description
3476	Support Filter by Location at Entry Main Form (Command Form)
3399	Add access right for editing currency rate in Currency Maintenance
3583	Rename default Tax Name to "Tax" when create new Account Book to fit general use
3565	Rename "Monthly GST Taxable Amount Analysis Report" to "Monthly Tax Analysis Report" to fit general use

## Highlights of Changes in 1.9.6.22

### Support Filter by Location at Entry Main Form (Command Form)

Previously in AutoCount Accounting, filter by location function does not work at the main entry listing. It is only applicable at listing reports to filter out specific location where the login user able to see. In this version, AutoCount had improved and able to add support of this function into the Main Form of each transaction entry.

The following screenshots (Figure 1 – 4) illustrate the filter of transaction by location at the main entry listing, where the login user only able to see transactions that is set.

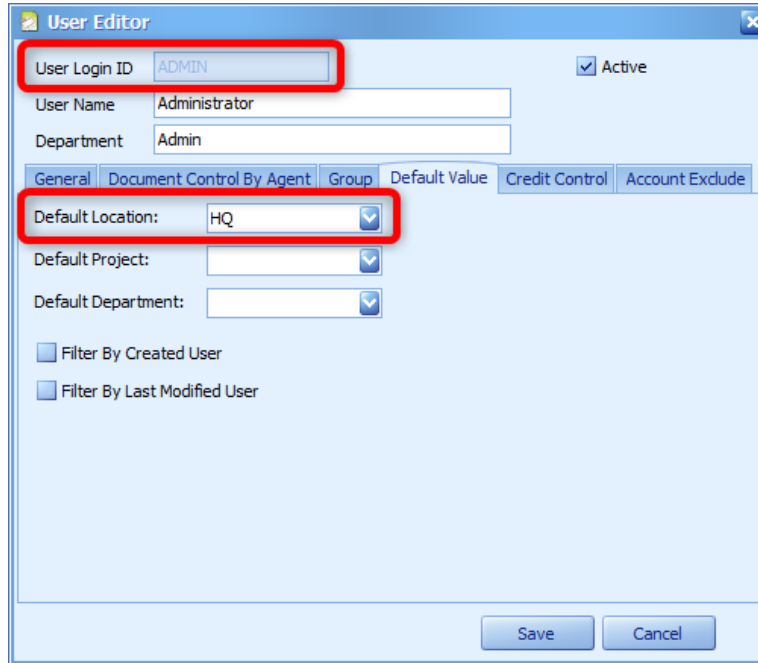


Figure 1

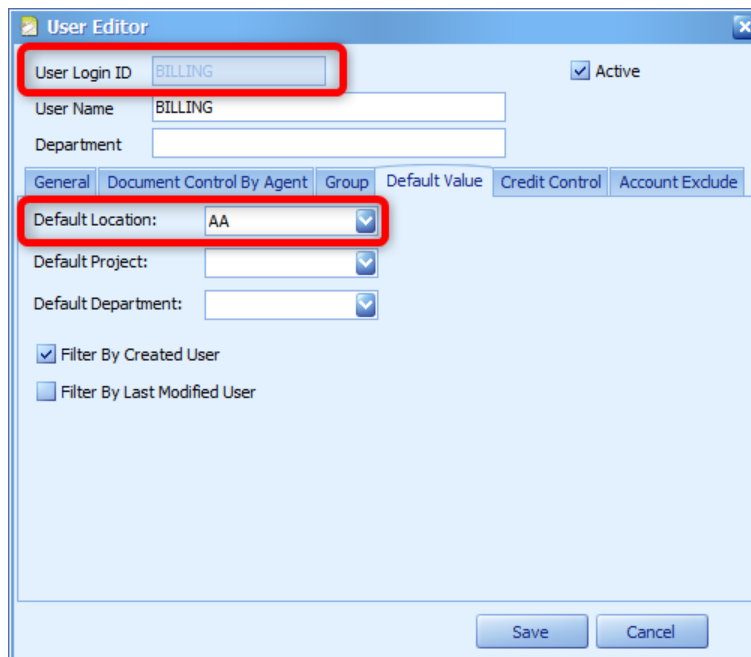


Figure 2

Invoice - MOBILE PHONE TRADING SDN BHD - AutoCount Accounting (Ver: 1.9) (Rev: 22)

File G/L A/R A/P Inquiry Stock Sales Purchase Bonus Point Multi Dimensional Sales Analysis Import UniCart Integrator Point of Sale Sales Commission Report General Maintenance Tools Tax Window Help Report Others

**Invoice**

Hint: In this Invoice window, you can create, modify, or delete Invoice for your customer.

You can:  
[Create a new Invoice](#)    [Find Invoices](#)    [Print Invoice Listing](#)

or you can show a list of Invoices, then find your Invoice and apply the action on it.

**Login as "Admin" user**

                        Show this grid at startup

Drag a column header here to group by that column Filtered by last 838 days of data

Doc. No.	Date	Debtor Code	Debtor Name	Sub-Total (ex)	Tax	Local Tax	Total	Local Total	Outstanding	Sales Location
I-000019	15/04/2019	300-C001	CLIENT 1		4.00	0.24	0.24	4.24	4.24	HQ
I-000018	10/04/2019	300-C002	CHERYL CHIA		1.00	0.06	0.06	1.06	1.06	HQ
aaa	01/04/2019	300-A001	AISYAH		10.00	0.00	10.00	10.00	10.00	HQ
I-000015	27/03/2019	300-J001	JIA ZHENG		100.00	6.00	6.00	106.00	106.00	HQ
I-000014	27/03/2019	300-J001	JIA ZHENG		100.00	6.00	6.00	106.00	106.00	HQ
testestest	12/03/2019	300-E001	EEE		89.62	5.38	5.38	95.00	95.00	HQ
I-000013	12/03/2019	300-D001	DEBTOR 1		3.00	0.18	0.18	3.18	3.18	HQ
I-000012	11/03/2019	300-C002	CHERYL CHIA		10.00	0.60	0.60	10.60	10.60	HQ
I-000011	11/03/2019	300-B001	BRANCH		100.00	6.00	6.00	106.00	106.00	HQ
I-000010	05/03/2019	300-A001	AISYAH		150.00	9.00	9.00	159.00	159.00	HQ
I-000020	03/03/2019	300-B001	BRANCH		75.00	4.50	4.50	79.50	79.50	HQ
aaabbb	12/02/2019	300-I001	IT SIMPLE		81.82	8.18	8.18	90.00	90.00	HQ
11111111	14/01/2019	300-A001	AISYAH		200.00	0.00	0.00	200.00	200.00	HQ
aaaaaa	11/01/2019	300-X001	XIANG ZHEN		10.00	0.00	0.00	10.00	10.00	HQ
test	12/12/2018	300-A001	AISYAH		10.00	0.00	0.00	10.00	10.00	HQ
12345	27/11/2018	300-B001	BRANCH		204.40	0.40	0.40	204.40	204.40	HQ
nov-1	04/11/2018	300-A001	AISYAH		100.00	0.00	0.00	100.00	100.00	HQ
test1	08/10/2018	300-B001	BRANCH		4.03	0.40	0.40	4.43	4.43	HQ
I-000005	05/10/2018	300-B001	BRANCH		4,000.00	0.00	0.00	4,000.00	4,000.00	HQ
testestest	03/10/2018	300-B001	BRANCH		1.00	0.00	0.00	1.00	1.00	HQ
oct1	01/10/2018	300-A001	AISYAH		100.00	0.00	0.00	100.00	100.00	HQ
I-000004	01/10/2018	300-S001	SOH WEE		50.00	0.00	0.00	50.00	50.00	HQ
video test	26/09/2018	300-B001	BRANCH		10.00	0.00	0.00	10.00	10.00	HQ
I-000003	10/09/2018	300-S001	SOH WEE		150.00	0.00	0.00	150.00	150.00	HQ
I-000002	01/09/2018	300-S001	SOH WEE		25.00	0.00	0.00	25.00	25.00	HQ
I-000007	09/07/2018	300-B001	BRANCH		10.00	0.00	0.00	10.00	10.00	HQ
I-000001	16/05/2018	300-D001	DEBTOR 1		100.00	6.00	6.00	106.00	106.00	HQ

Record 17 of 27

Figure 3

Invoice - MOBILE PHONE TRADING SDN BHD - AutoCount Accounting (Ver: 1.9) (Rev: 22)

File G/L A/R A/P Inquiry Stock Sales Purchase Bonus Point Multi Dimensional Sales Analysis Import UniCart Integrator Point of Sale Sales Commission Report General Maintenance Tools Tax Window Help Report Others

**Invoice**

Hint: In this Invoice window, you can create, modify, or delete Invoice for your customer.

You can:  
[Create a new Invoice](#)    [Find Invoices](#)    [Print Invoice Listing](#)

or you can show a list of Invoices, then find your Invoice and apply the action on it.

**Login as "Billing" user**

                        Show this grid at startup

Drag a column header here to group by that column Filtered by Current User

Doc. No.	Date	Debtor Code	Debtor Name	Agent	Sub-Total (ex)	Tax	Local Tax	Total	Local Total	Outstanding	Sales Location
filteraa	17/04/2019	300-B001	BRANCH	002	100.00	6.00	6.00	106.00	106.00	106.00	AA
I-000021	12/04/2019	300-C001	CLIENT 1		1,110.00	66.60	66.60	1,176.60	1,176.60	1,176.60	AA

Record 1 of 2

Figure 4

\*The example provided assumes that user had enabled the Filter by Location feature.

### Access Right for edition Currency Rate in Currency Maintenance

This version of AutoCount Accounting also had added a new access right to provide additional control over who has the rights to access, add, edit or even delete the currency rate setting in Currency Maintenance. (Refer Figure 5)

User can find this access right under **General Maintenance → User Maintenance → Access Right → Expand AutoCount Accounting → General Maintenance → Currency Maintenance → Open Currency Rate**. (Refer Figure 6)

This also means that it could cause some other user that can access this to unable to access since we had added this access right. Do please check on this when such incident occurs.

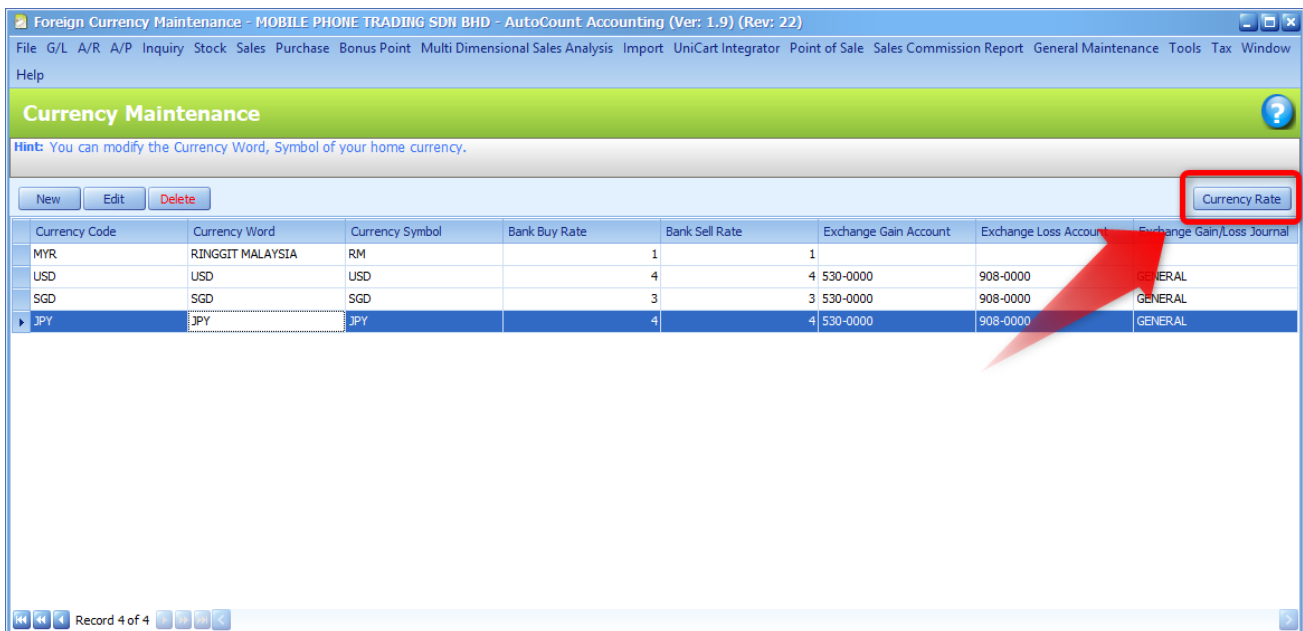


Figure 5

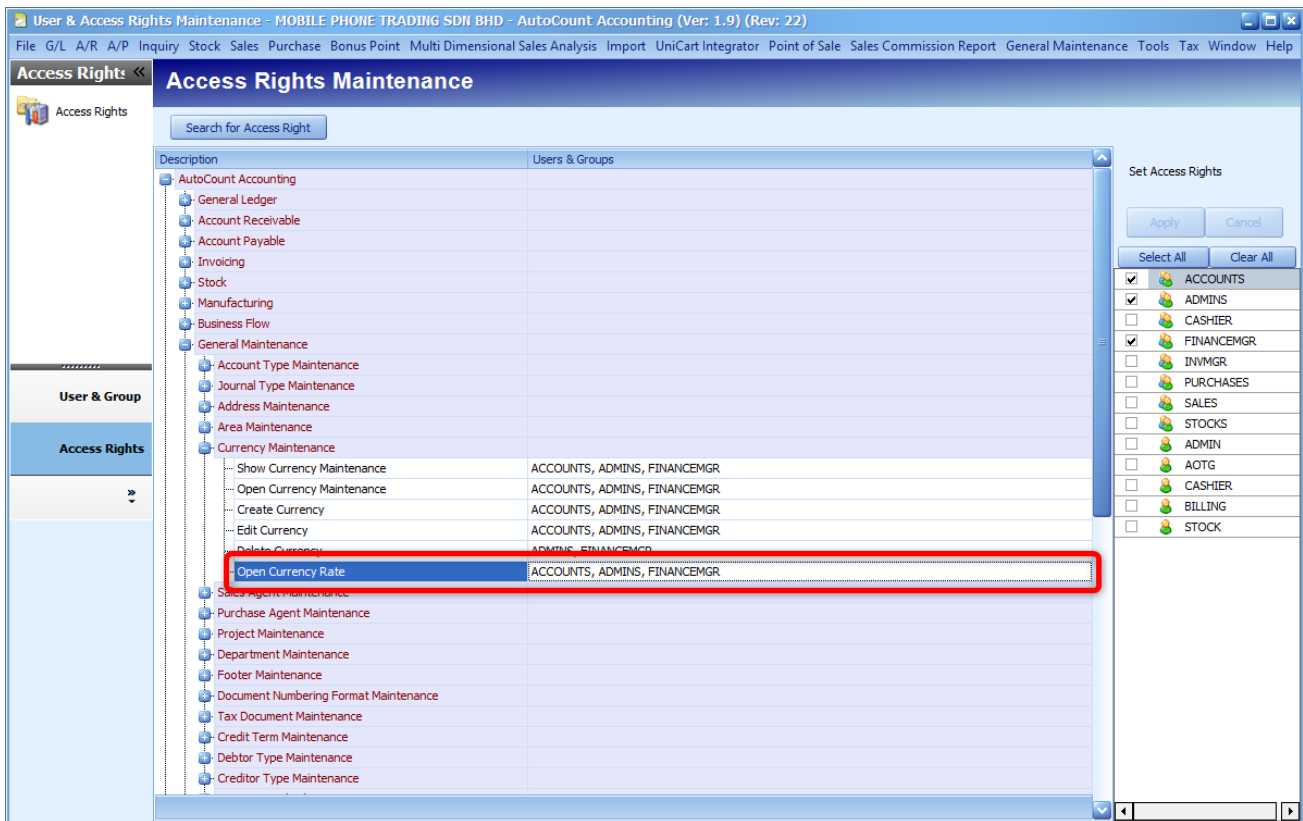


Figure 6

## Rename default Tax Name to “Tax”

AutoCount Accounting had renamed the original default “GST” wording to “Tax”. This is a small change that generalized the term to smoothen the process of creating new account book or database to new users which probably don’t use the wording “GST”. The “Tax” word could also fit into different taxation based on region or country. It might cause confusion for users that probably use another term such as “SST” or “VAT”.

**Create Account Book Wizard**

Here, you must specify the Start Date, System Currency Setting, and Goods Services Tax option to be used in this account book.

**3. Start Date**

Fiscal Year Start Date: 01/01/2019 Specify the start date of this account book.

Actual Data Start Date: 01/01/2019 Specify the start date of the actual data to be entered in this account book. If Actual Data Start Date is greater than Fiscal Year Start Date, then you can maintain current year account balance in Year To Date Maintenance.

**4. System Currency Setting**

Specify the System Currency Setting of this account book. You can choose from the predefined Country list.

Curr. Code	Curr. Word	Curr. Symbol
MYR	RINGGIT MALAYSIA	RM
MYR	MALAYSIAN RINGGIT	RM
SGD	SINGAPORE DOLLAR	S\$
BND	BRUNEI DOLLAR	B\$

Record 1 of 50

**5. Goods & Services Tax**

Specify whether you want to use Goods & Services Tax (GST) or Value Added Tax (VAT) or similar tax.

Use Goods & Services Tax (GST or VAT)

Rename Tax to: Tax

Tax Reporting Currency Code: MYR

Previous Next Cancel

Figure 7

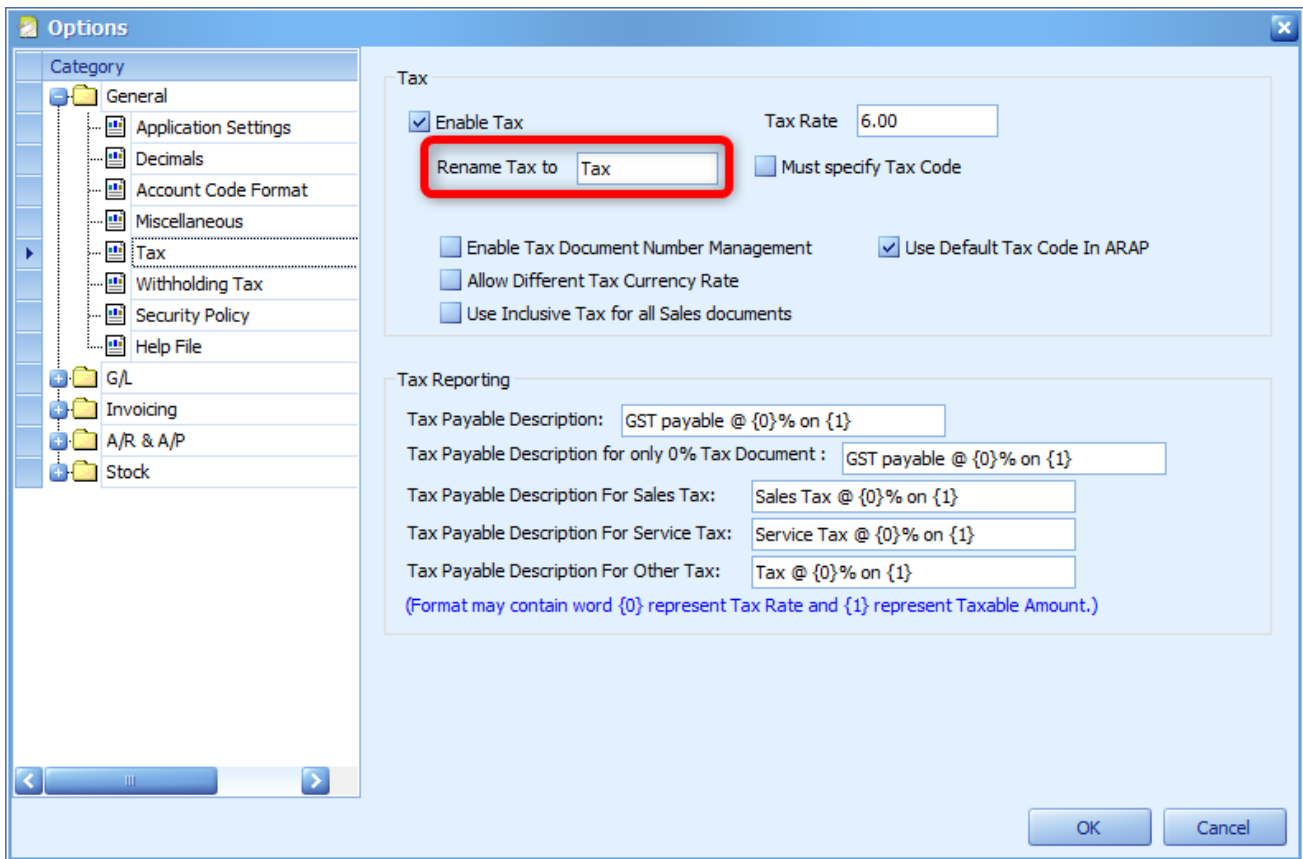


Figure 8

### Rename Monthly GST Taxable Amount Analysis Report to Monthly Tax Analysis Report

Change of name for this report is to reduce any misunderstand the purpose of this report. This report able to handle any other tax codes other than GST. Basically, any tax codes that user had enabled in tax code maintenance is able to be analysed through this report. Be it SST tax codes or any new tax code that user manually creates, you can get results by inquiring from this report.

User can find this report under **Tax** → **Monthly Tax Analysis**

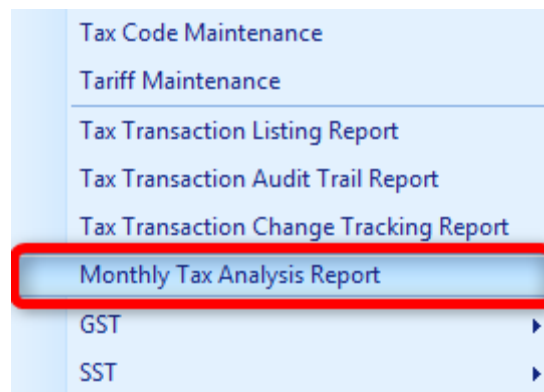


Figure 9



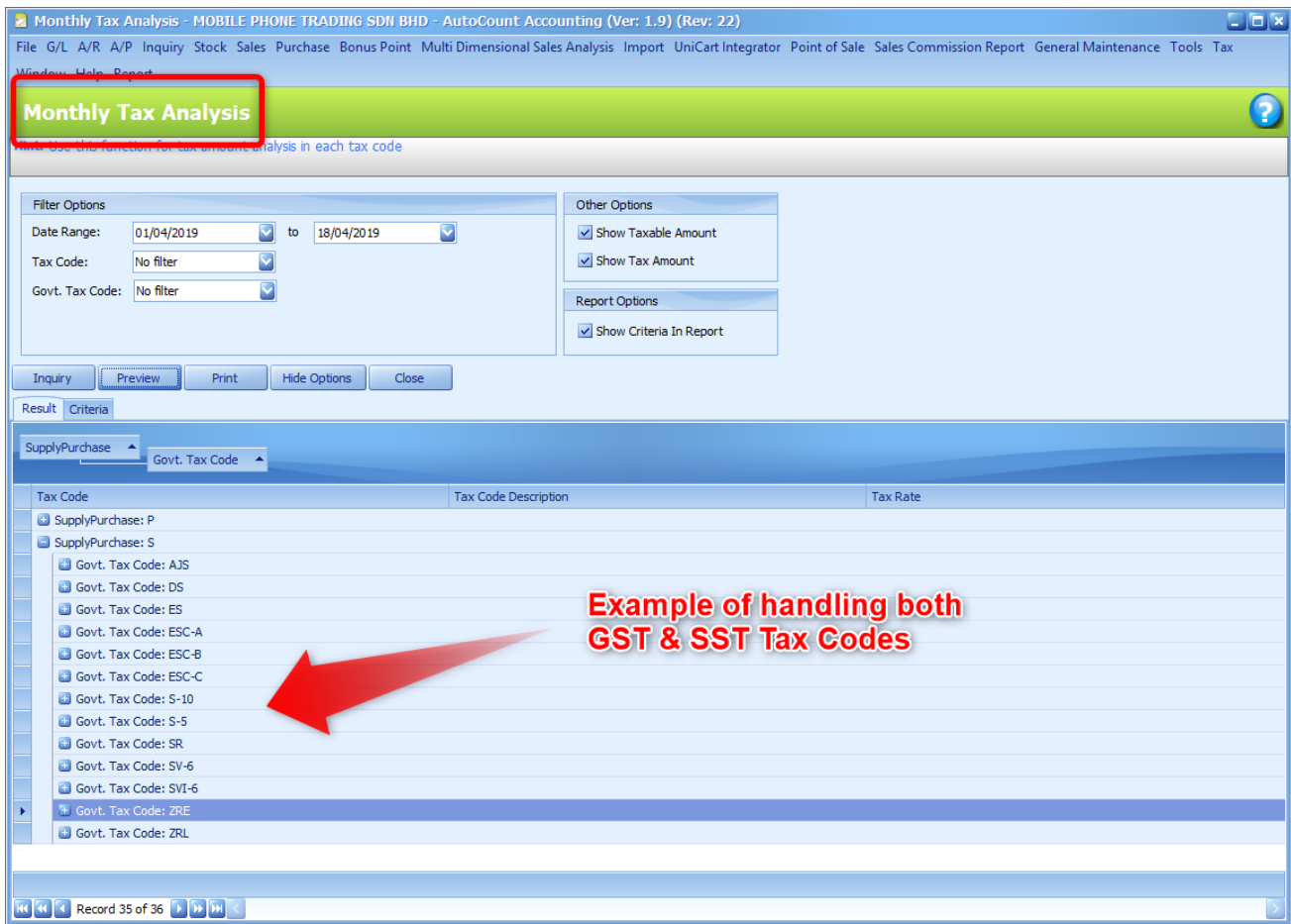


Figure 10

Document prepared by Jae Sen

Last Modified 17<sup>th</sup> April 2019