

## POS Release Note 5.0.28.161

### Bug Fixes:

| Description |   |
|-------------|---|
| <b>8751</b> | Fix POS terminal with attach database will prompt hold bill during login if either terminal is scanning item.             |
| <b>9342</b> | Fix some Pos Backend functions do not have images on the buttons.   |
| <b>9345</b> | Fix invalid column name 'BackEndUserID' during change code.   |
| <b>9357</b> | Fix Screen Lock: If another user login (checkout without close counter), the bill will be gone without save as hold bill. |
| <b>9363</b> | Fix able to manually type at currency code during payment.  |

### Enhancement:

| ID          | Description  |
|-------------|--|
| <b>7557</b> | Allow to scan or enter Promoter, Member and Debtor at scan barcode text box. |
| <b>9354</b> | Add synchronize function at customize button maintenance.                    |
| <b>9377</b> | Support auto logout after billing.   |

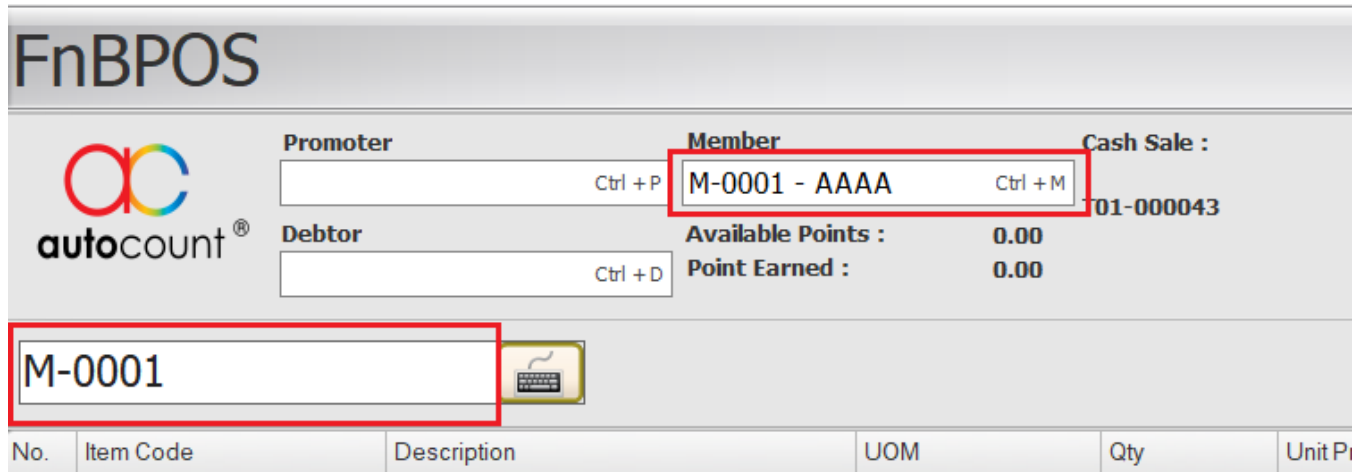
*Document Prepared by Jacky*

*Last Modified 27<sup>th</sup> April 2021*

## Highlights of Changes in 5.0.28.161

ID: 7557 Allow to scan or enter Promoter, Member and Debtor at scan barcode text box.

User now can scan their promoter, member and debtor code at scan barcode there to select them. Some company made their unique ID in a form of card with barcode so that barcode scanner can be use to scan them.



**FnBPOS**

**autoCount**®

**Promoter**  Ctrl + P


**Member**  Ctrl + M

**Cash Sale :** 01-000043

**Debtor**  Ctrl + D

**Available Points :** 0.00

**Point Earned :** 0.00



| No. | Item Code | Description | UOM | Qty | Unit Pr |
|-----|-----------|-------------|-----|-----|---------|
|-----|-----------|-------------|-----|-----|---------|

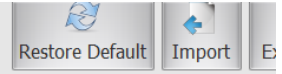
# AutoCount I

ID: 9354 Add synchronize function at customize button maintenance.

In current version, synchronize will be added to hot key so that synchronize can be easier access without going into more function.

To set, go to **More Function > Customize Button**.

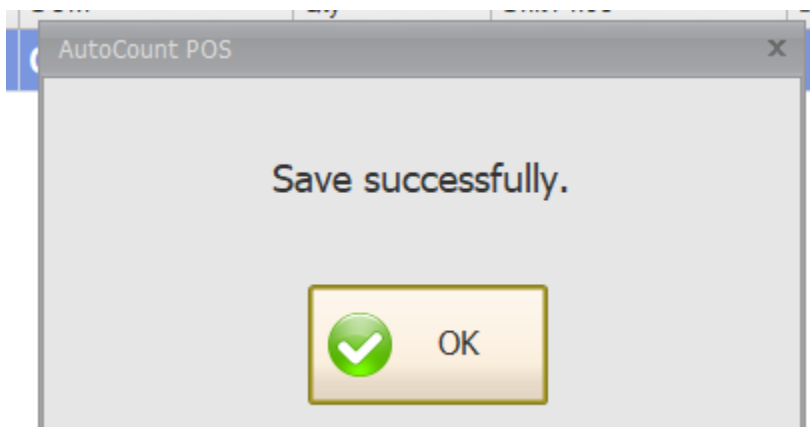
## Customize Buttons/ Shortcut Key



| Shortcut Key | Main Function        | Shortcut Key | More Function         |
|--------------|----------------------|--------------|-----------------------|
| Ctrl + A     | Clear Transaction    | Alt + F2     | Set Promoter          |
| Ctrl + B     | Find Bill            | Alt + F3     | Check Stock Level     |
| Ctrl + C     | Hold Bill            | Alt + F4     | Open Cash Drawer      |
| Ctrl + E     | Recall Bill          | Alt + F5     | View Price History    |
| Ctrl + F     | Reprint Last Receipt | Alt + F6     | Staff Attendance      |
| Ctrl + G     | Cash In/ Out         | Alt + F7     | Reports               |
|              |                      | Alt + F8     | Configuration Setting |
|              |                      | Alt + F9     | Customize Button      |
|              |                      | Alt + F10    | User Screen Lock      |
|              |                      | Alt + F11    | Change Skin           |
|              |                      | Alt + F12    | Master UDF            |
|              |                      | Alt + A      | Detail UDF            |
|              |                      | Alt + B      | Remote HQ             |
|              |                      | Alt + C      | Set Remarks           |
|              |                      | Alt + D      | Change Menu           |
|              |                      | Alt + E      | Goods In Transit      |
|              |                      | Alt + F      | <b>Synchronize</b>    |
|              |                      | Alt + G      | Change Sales Type     |
|              |                      | Alt + H      | Find Sales Order      |
|              |                      | Alt + I      | Deliver/ Void Qty     |
|              |                      | Alt + J      | View Edit History     |
|              |                      | Alt + K      | Change Inclusive      |
|              |                      | Alt + L      | Change Tax Code       |
|              |                      | Alt + M      | Change Tariff Code    |
|              |                      | Alt + N      | Set Extra Point       |

### ID: 9377 Support auto logout after billing

Some of the company may want to logout from the system everytime they due to they may want to track their staff sales with user ID instead of promoter, so instead of logging out manually everytime you change user, you can now logout automatically. After complete transaction, system will prompt



Click on OK and you will automatically logged out.