

## POS Release Note 5.0.27.147

### Bug Fixes:

ID	Description
7425	Fix remote HQ create new will not response if have saved template form.
7426	Fix after receive stock from GIT, system will not accept "enter" command at barcode input.
7517	Fix Item Not Found message box does not prompt out.
7565	Fix exit POS system no block hold bill access right.
7573	Fix standard receipt for POS did not show credit card information during reprint.

### Enhancement:

ID	Description
3585	Support auto updates for pos frontend.
7441	Add Service Type on auto prompt maintenance.
7568	Support Thai Language for front-end.
7585	Predefined credit card and debit card when create new account book at backend.
7654	Support new e-wallet type for Prestopay and Shopeepay.

*Document Prepared by Jacky*

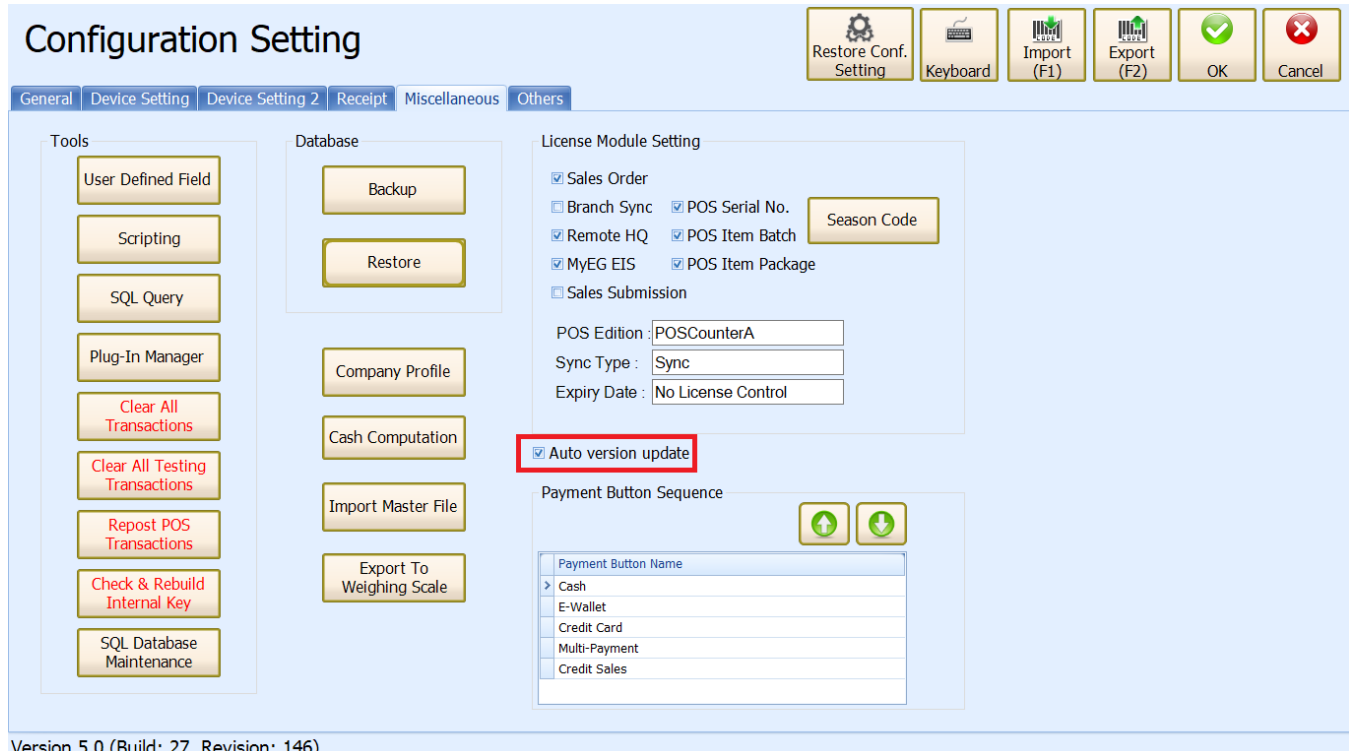
*Last Modified 30<sup>th</sup> September 2020*

## Highlights of Changes in 5.0.27.147

### ID: 3585 Support auto updates for pos frontend

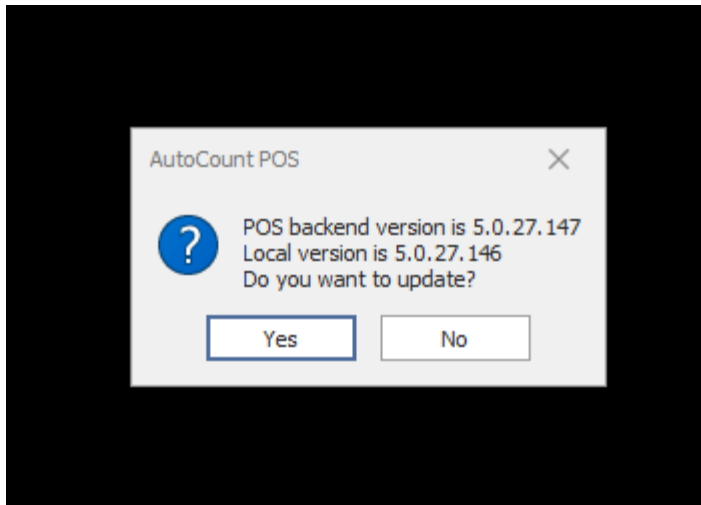
In this revision, frontend now will able to auto update by following your backend version.

To enable, go to **More Function > Configuration Settings > Miscellaneous > Enable Auto version update**



The screenshot shows the 'Configuration Setting' window with the 'Miscellaneous' tab selected. The 'License Module Setting' section has the 'Auto version update' checkbox checked and highlighted with a red box. Other settings include 'Sales Order', 'Branch Sync', 'Remote HQ', 'MyEG EIS', 'Sales Submission', 'POS Edition' (set to POSCounterA), 'Sync Type' (set to Sync), and 'Expiry Date' (set to No License Control). The 'Payment Button Sequence' section shows a list of buttons: Cash, E-Wallet, Credit Card, Multi-Payment, and Credit Sales.

Then perform synchronization, frontend will send its version info to server and will do matching, if it is same version then nothing will happen but if version does not match, frontend will download the installer (running at background) which matches backend version. When the download complete, just reopen the application, an update confirmation will prompt. User can still choose not to update if it hinder with your operation but be aware that if the version is not match, transaction will not be able to sync back to HQ.



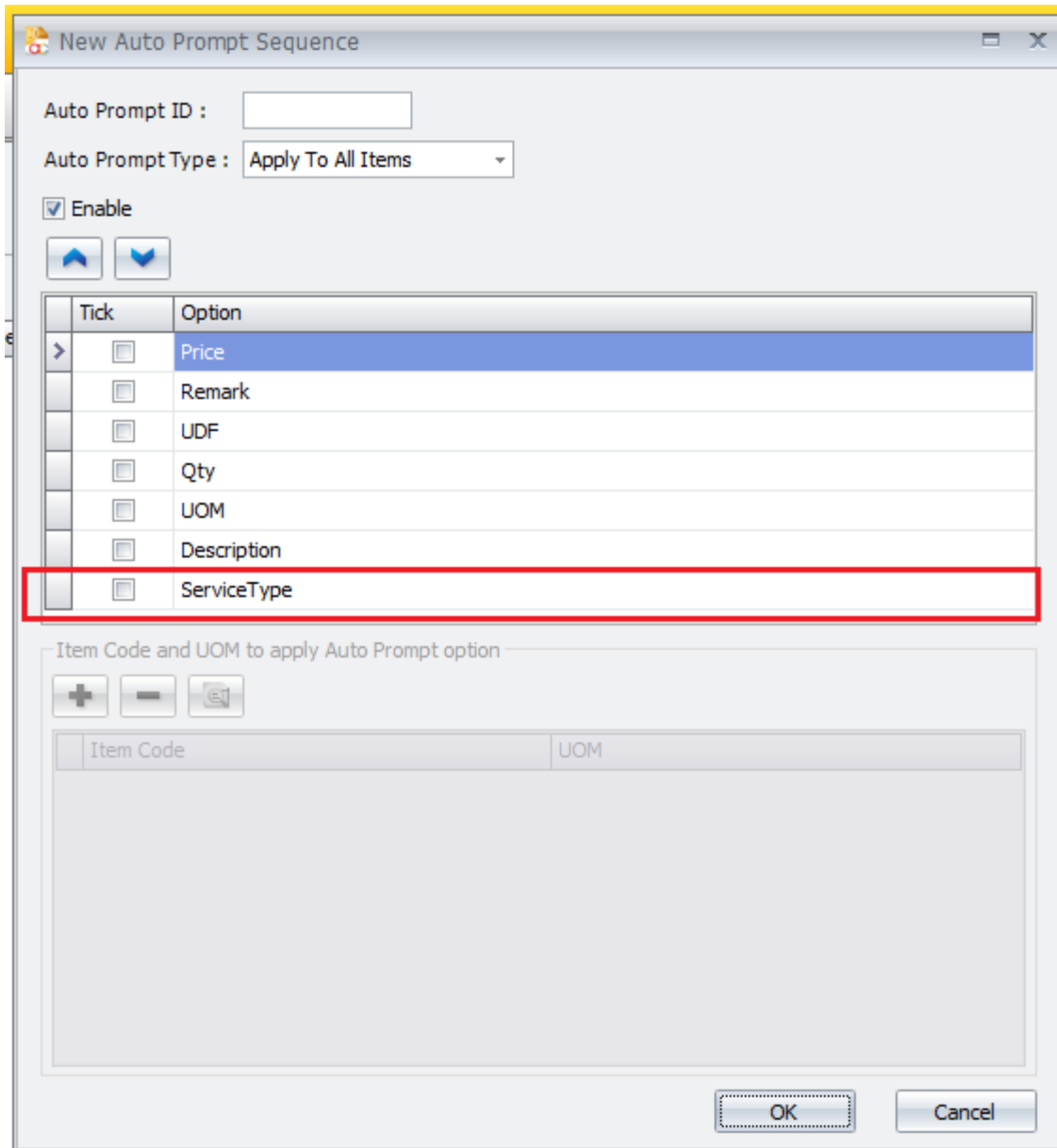
Just press yes if you wish to update and follow the instruction as given.

Only revision 146 and above will support auto update feature which mean user have to manual update the version to at least 146 and above.

ID: 7441 Add Service Type on auto prompt maintenance

User now can set auto prompt for service type.

To set, go to [Point Of Sales > Maintenance > Auto Prompt Maintenance](#)



New Auto Prompt Sequence

Auto Prompt ID :

Auto Prompt Type : **Apply To All Items**

Enable

▲ ▼

Tick	Option
<input checked="" type="checkbox"/>	Price
<input type="checkbox"/>	Remark
<input type="checkbox"/>	UDF
<input type="checkbox"/>	Qty
<input type="checkbox"/>	UOM
<input type="checkbox"/>	Description
<input type="checkbox"/>	ServiceType

Item Code and UOM to apply Auto Prompt option

+

-

↻

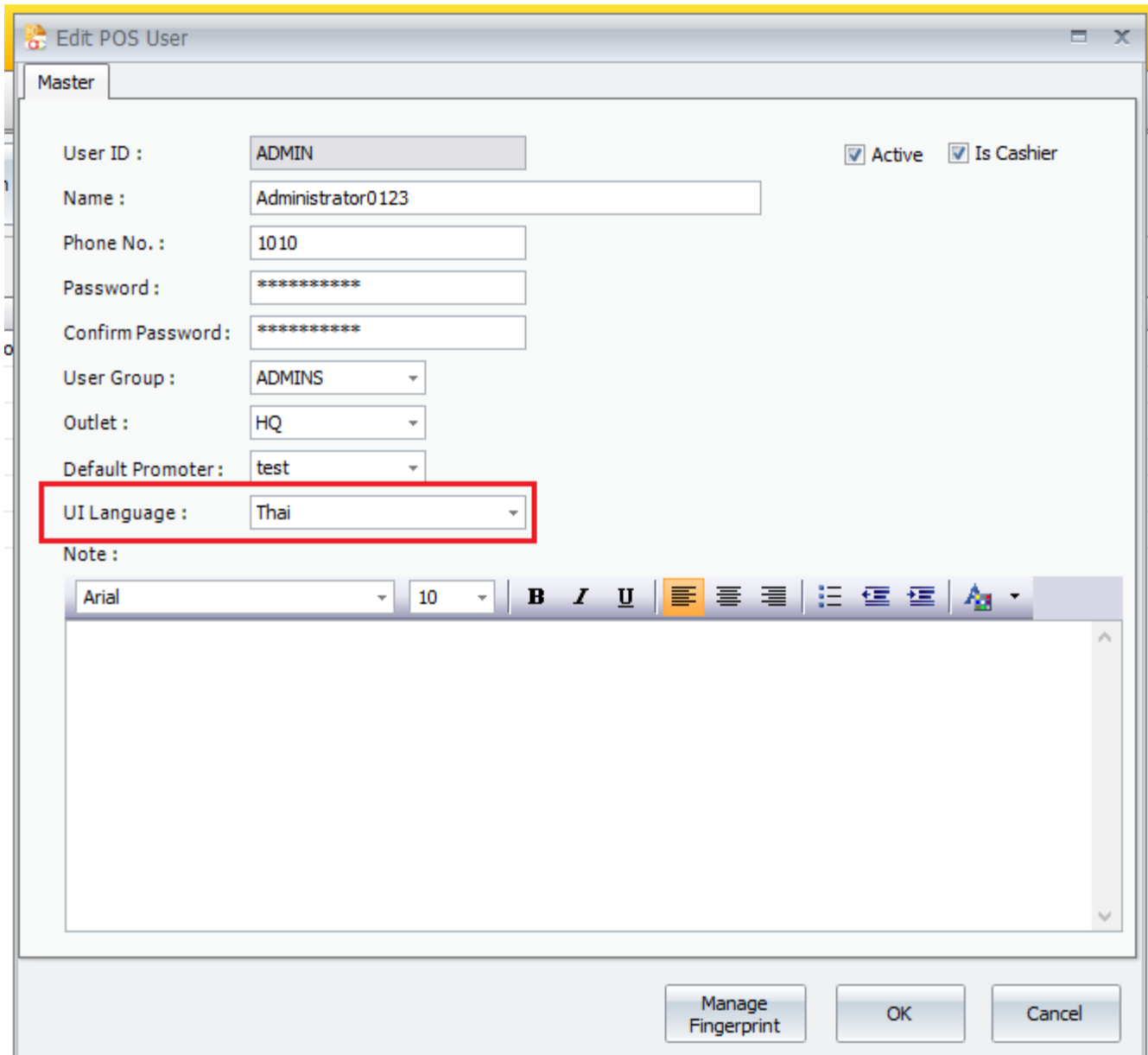
Item Code	UOM
-----------	-----

OK Cancel

### ID: 7568 Support Thai Language for frontend

Thai language is now available for front-end.

To set, go to **Point Of Sales > Maintenance > Pos User Maintenance**



Master

User ID : ADMIN  Active  Is Cashier

Name : Administrator0123

Phone No. : 1010

Password : \*\*\*\*\*

Confirm Password : \*\*\*\*\*

User Group : ADMIN

Outlet : HQ

Default Promoter : test

UI Language : Thai


Note :

Arial 10 **B** *I* U [List Icons] [Color Icon]

Manage Fingerprint OK Cancel

Then perform synchronization and then login frontend.

## BAKE HOUSE (ROC: 12345)



โปรแกรมเมอร์:  Ctrl + P

ลูกหนี้:  Ctrl + D

สมาชิก:  Ctrl + M

ได้รับคะแนน: 0.00

ขายเงินสด: T01-000038

คะแนน: 0.00

**ทั้งหมด** 0.00

**ล่าสุดเปลี่ยนแปลง** 0.00

# AutoCount POS

No.	Item Code	Description	UOM	Qty	Unit Price	Promotion	Total	Service Tax	Service Charge
					0.0000	0.00	0.00	0.00	0.00

สร้างชุดกรรม Ctrl + A

ค้นหา Ctrl + B

พักนับ Ctrl + C

เรียกคืนบิลพัก Ctrl + E

เสร็จรับเงินค่าสุ Ctrl + F

เงินสดเข้า/ออก Ctrl + G

ฟังก์ชันเพิ่มเติม F11

ออกจากระบบ F12

เงินสด (F4) E-Wallet

บัตรเครดิต (F5) การชำระหลายแบบ (F6)

ยอด (ไม่รวมภาษี): 0.00

โปรแกรมขึ้น: 0.00

S. Charge (ex): 0.00

SST: 0.00

ยอดรวมสุทธิ: 0.00

ID: 7585 Predefined credit card and debit card when create new account book at backend  
 When create new account book, a standard credit card ID and debit card ID will be auto created.

Credit Card Maintenance - FNB/POS - AutoCount POS (Ver: 5.0) (Rev: 147)

File G/L A/R A/P Inquiry Stock Sales Purchase Bonus Point POS eDashboard Sales Commission Report Point of Sale General Maintenance Tools Tax Window Help

### Credit Card Maintenance

Hint: You can create and maintain credit cards here.

+ New

✎ Edit

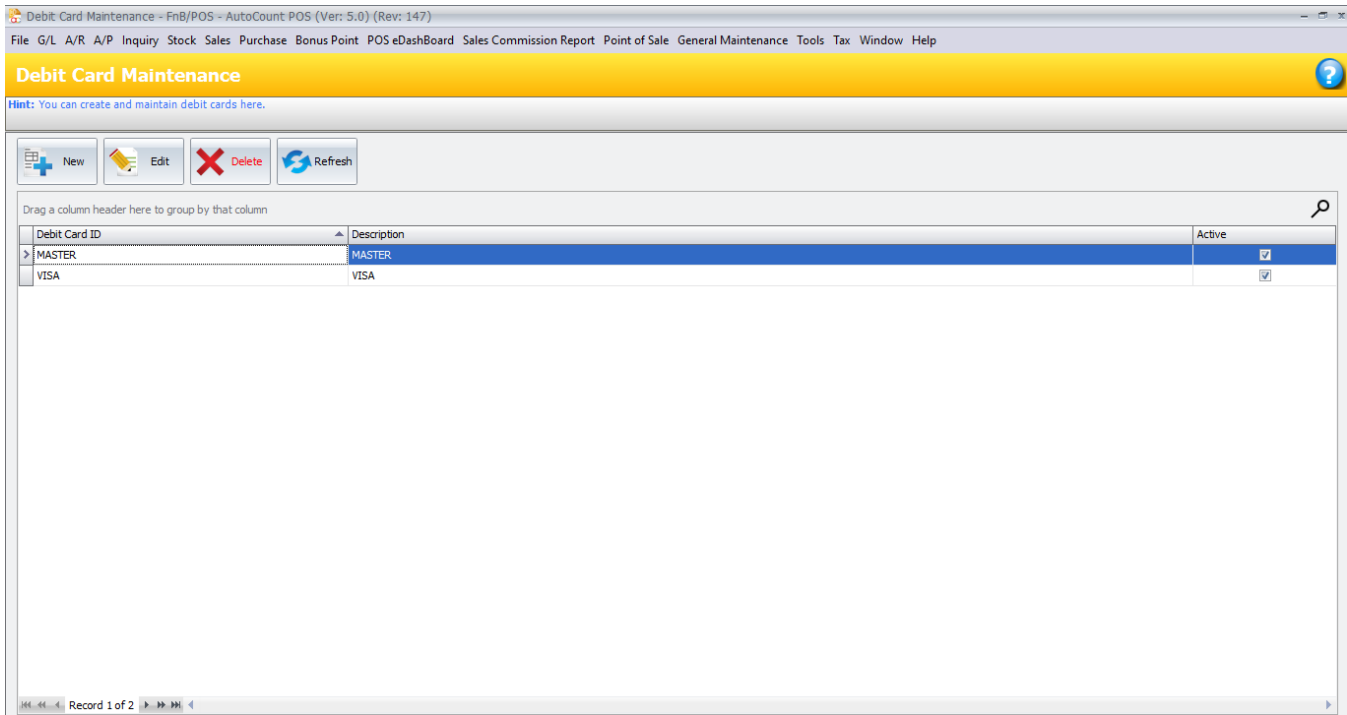
✖ Delete

↻ Refresh

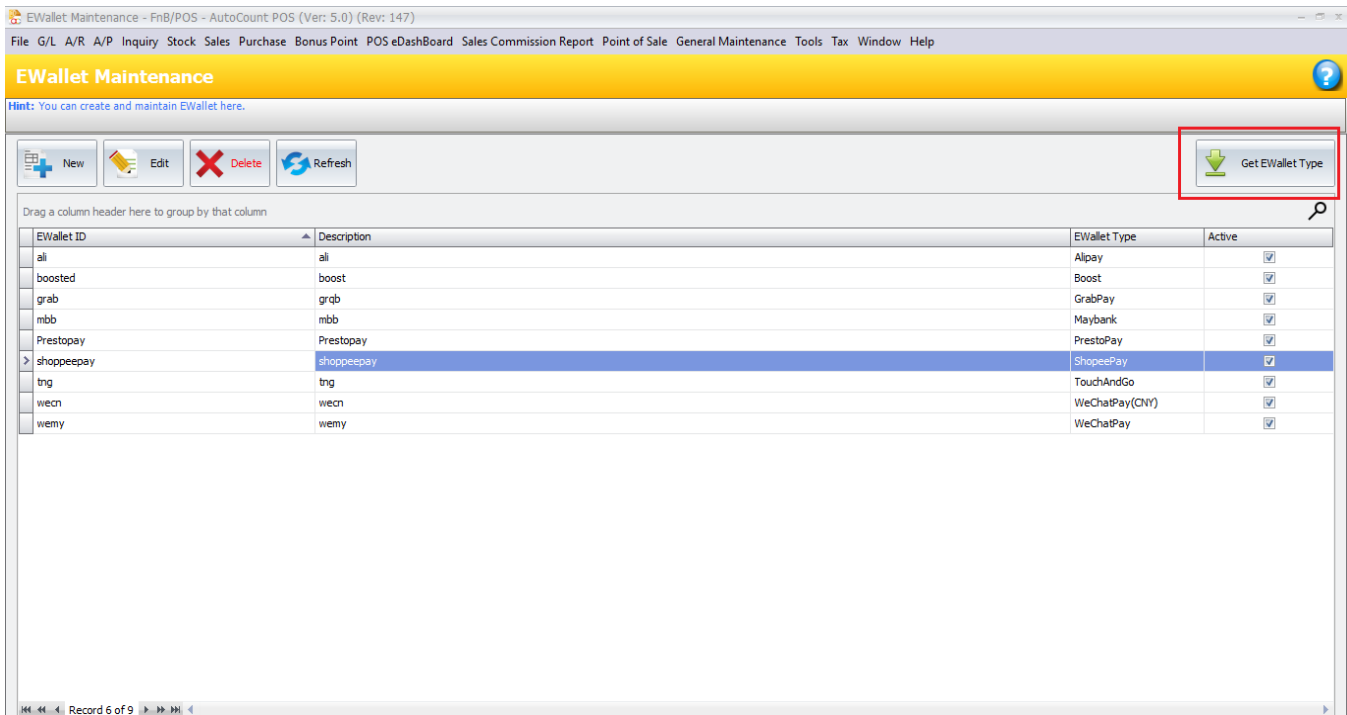
Drag a column header here to group by that column

Credit Card ID	Description	Active
MASTER	MASTER	<input checked="" type="checkbox"/>
VISA	VISA	<input checked="" type="checkbox"/>

Record 1 of 2



ID 7654 Support new e-wallet type for Prestopay and ShopeePAY.  
 E-wallet now able to support for PrestoPay and ShopeePay payment method.  
 To enable, go to **Point Of Sales > Maintenance > Ewallet Maintenance**.  
 Then press the Get Ewallet Type button for these new 2 payment.



Create new e-wallet and then sync to frontend.



mbb



ali



wemy



wecn



grqb



tng



boost



Prestopay



shoppeepay



คิวอาร์โค้ด :

