

Highlights of Changes in 2.0.9.121

Import Stock Item Batch No

AutoCount had added in a new function to allow import for Item Batch No. User can access this function from 2 places:

1. **Login AutoCount Accounting 2.0 → Top Menu File → Import From Excel → Import Stock Item Batch No** (Make sure access right had been set)
2. **Login AutoCount Accounting Management Studio 2.0 → Import → Import Stock Item Batch No**

User can double click on the icon below to load and get the template of Stock Item Batch No for import. (User will need to download the PDF to do so, else it will not work).



Import Stock Item
Batch No.xls

Item Package Filter for Outstanding Reports

User can now filter Item Package at Outstanding Detail Listing Reports. This is useful for users that apply Item Package in their business. The listing of outstanding reports that had added this function:

1. Outstanding Quotation Detail Listing
2. Outstanding Sales Order Detail Listing
3. Outstanding Delivery Order Detail Listing
4. Outstanding Request Quotation Detail Listing
5. Outstanding Purchase Order Detail Listing

User can find additional filters for Item Package purpose in Outstanding Detail Listing screen, under Basic Filter (Refer Figure 1).

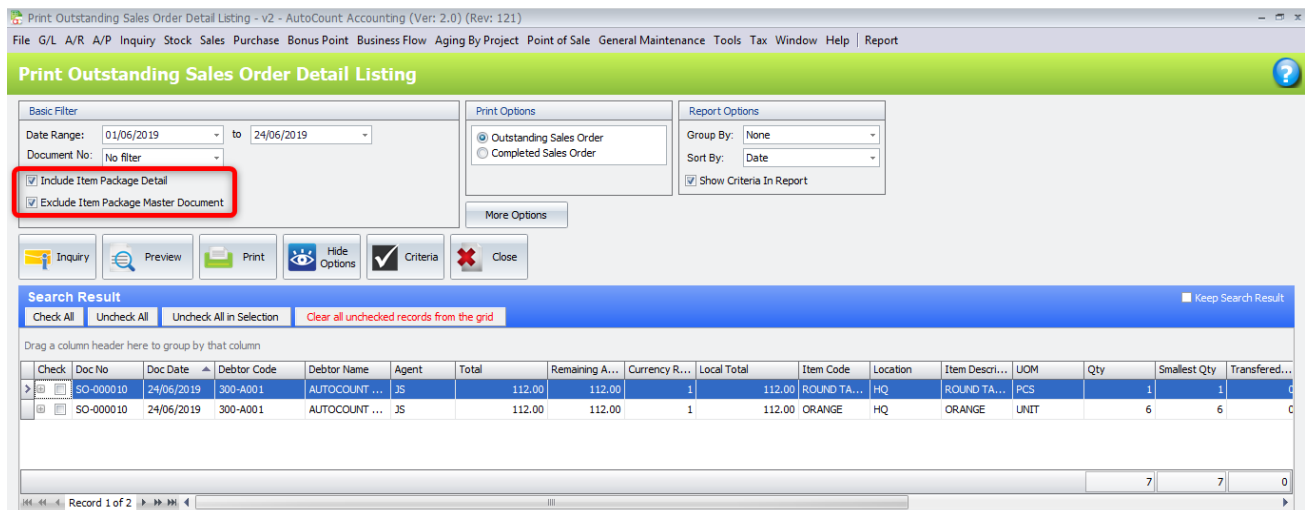


Figure 1

Support “Supplier Invoice No” in Multi-Dimensional Purchase Analysis

User can now get access of “Supplier Invoice No” column in Multi-Dimensional Purchase Analysis Report (Refer Figure 2). User can access this report from **top Menu → Purchase → Multi-Dimensional Purchase Analysis Report**.

**This report is available for users that has Multi-Dimensional Analysis Module only.*

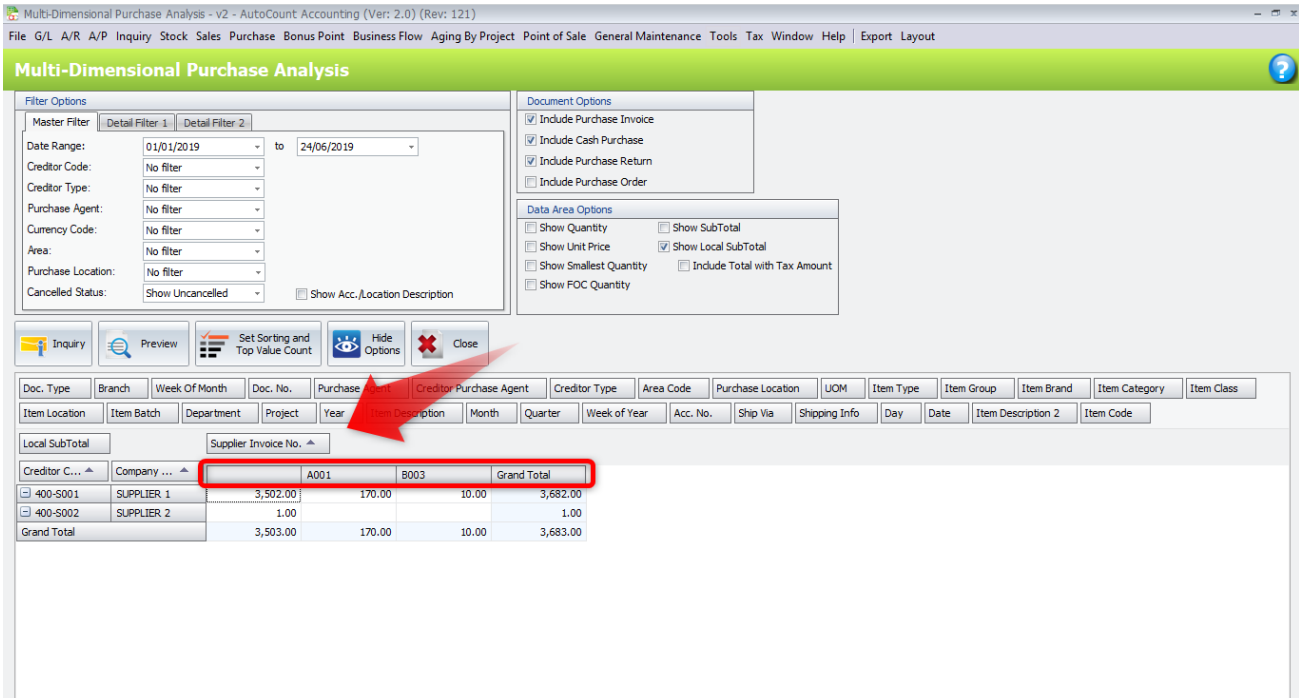


Figure 2

Support “Update Empty Tariff Code in Transaction” for Repost GL/AR/AP Transactions

There is a new function added into “**Repost GL/AR/AP Transactions**”. This function is to assist those users that had keyed in transactions without tariff code. User can maintain default Tariff Code at GL accounts and perform repost function to recapture these tariff codes. To access the repost function, user will need to login **AutoCount Accounting 2.0 Management Studio** → **Data Consistency** → **Repost GL/AR/AP Transactions** (Refer Figure 3).

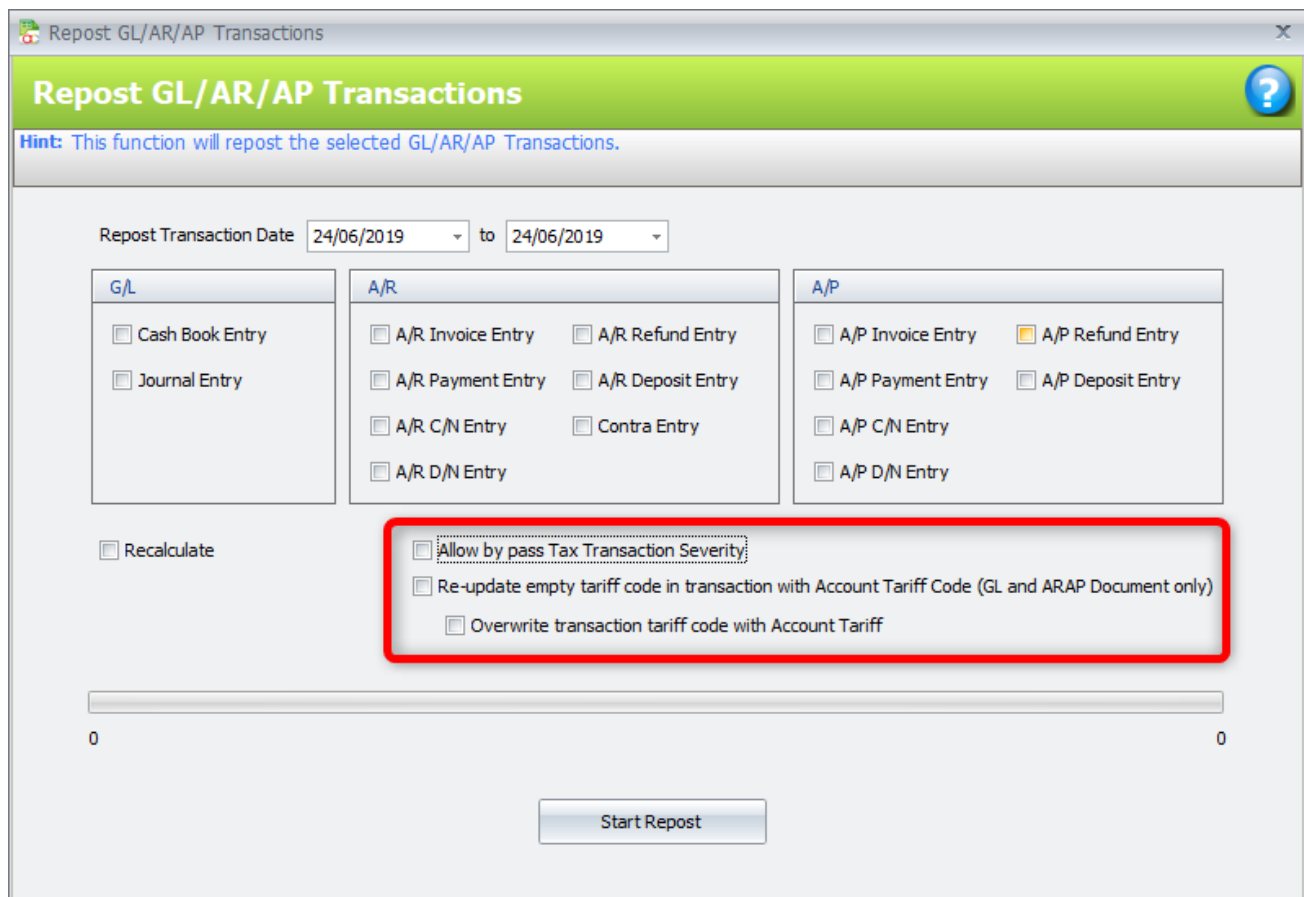


Figure 3

There will be 3 additional options available for user to access:

1. **Allow bypass Tax Transaction Severity:** Allow to update on transactions that had processed by SST Processor.
2. **Re-update empty tariff code in transaction with Account Tariff Code (GL and ARAP Document only):** Re-update only empty tariff code transactions with default Tariff Code set at GL Account under Account Maintenance
3. **Overwrite transaction tariff code with Account Tariff:** Overwrite tariff code transactions with default Tariff Code set at GL Account under Account Maintenance

Add Branch related column for Purchase Consignment command Grid View

AutoCount Accounting 2.0 has added Branch related column at **Purchase Consignment** and **Purchase Consignment Return** grid. User can now get access from the grid listing instead of needing to click into the transaction to find out what is the Branch being applied (Refer Figure 4 & 5).

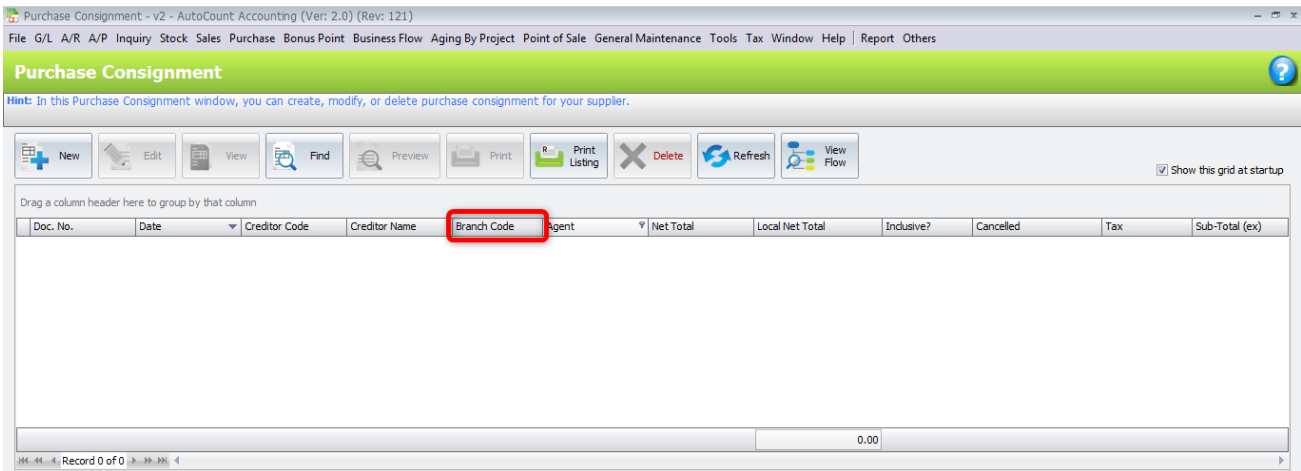


Figure 4

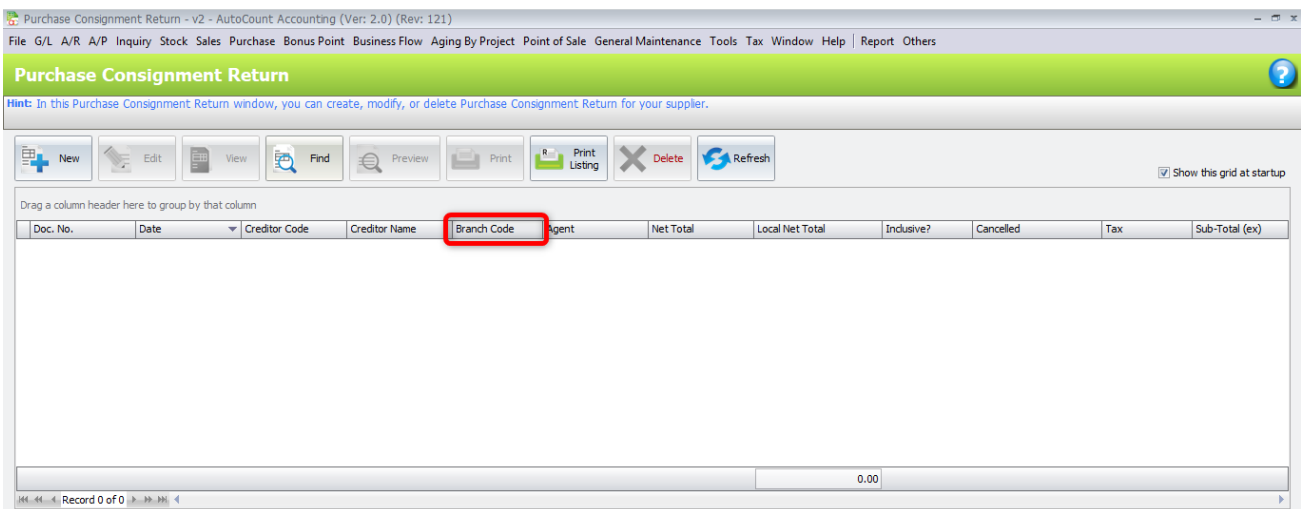


Figure 5

Document prepared by Jae Sen

Last Modified 24th June 2019