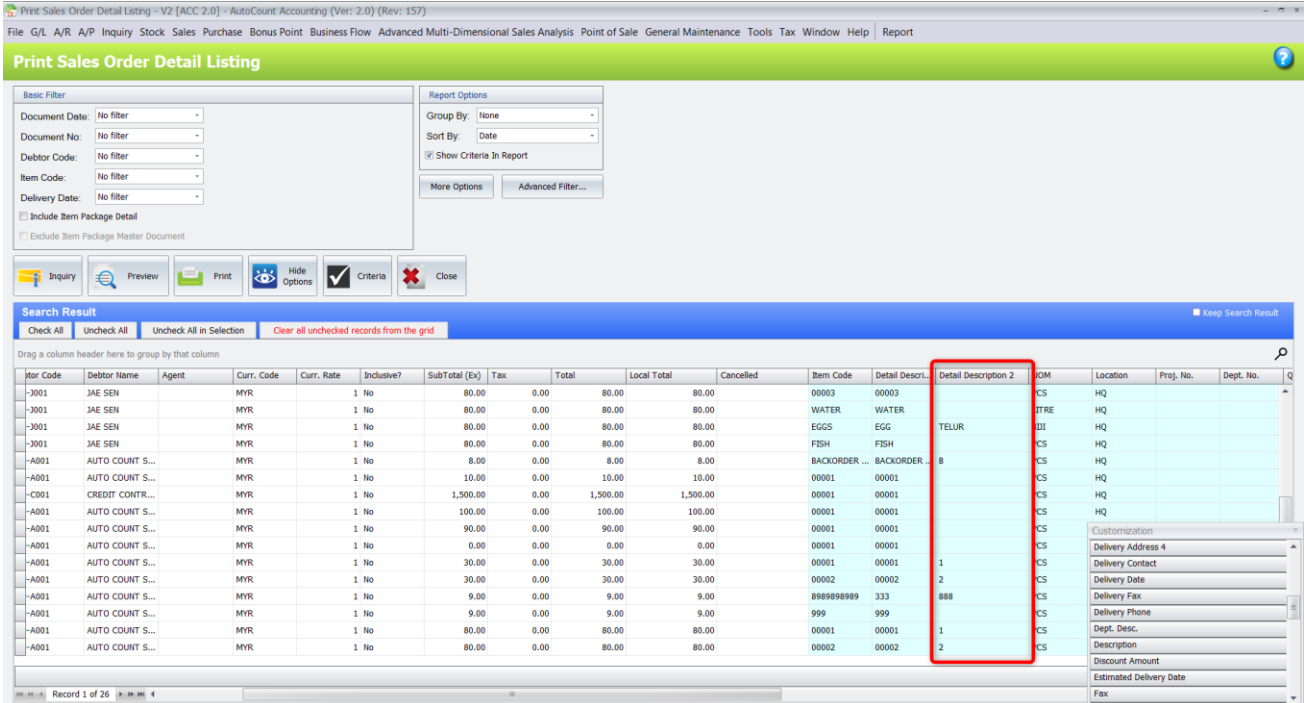


Highlights of Changes in 2.0.17.157

Description 2 at Detail Listing and Outstanding Detail Listing Report

A minor enhancement had been implemented at **Detail Listing** and **Outstanding Detail Listing Report** by adding **Description 2 field from transactions** (Refer Figure 1). However, you will have to pull it out from Column Chooser as it is not shown in the grid by default.

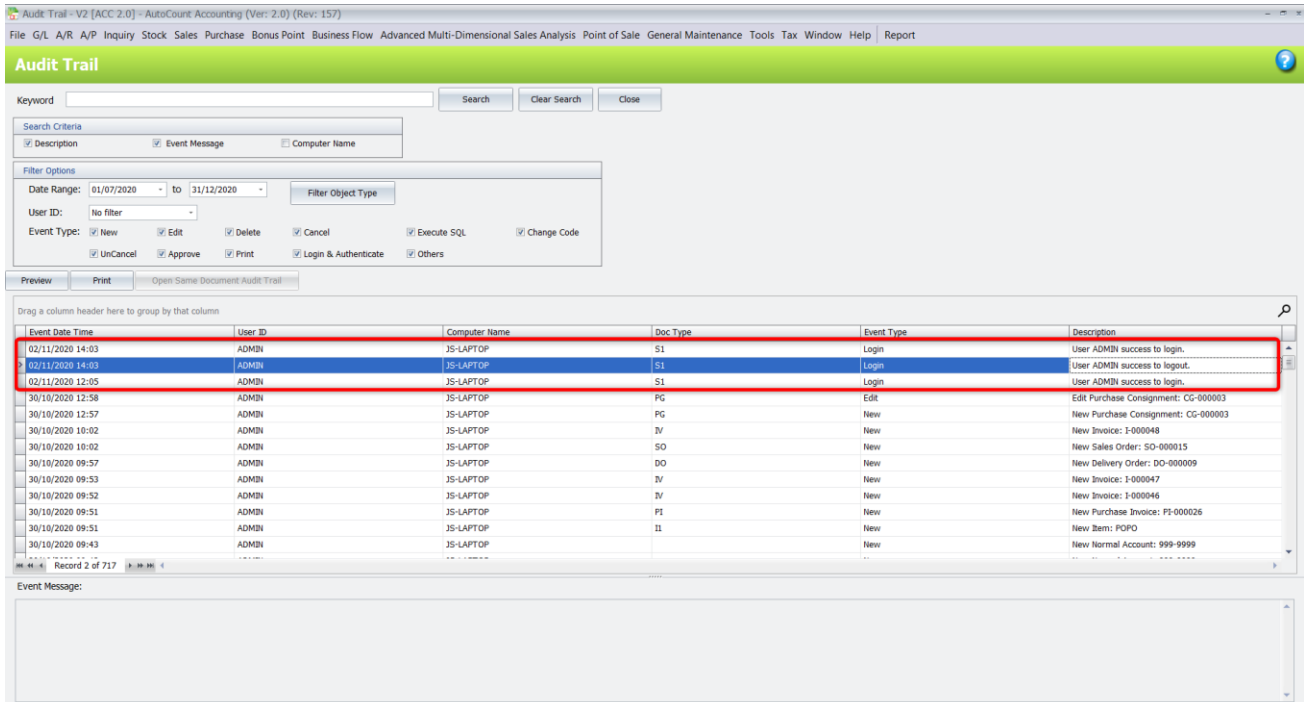


Item Code	Debtor Name	Agent	Curr. Code	Curr. Rate	Inclusive?	SubTotal (Ex)	Tax	Total	Local Total	Cancelled	Item Code	Detail Descri.	Detail Description 2	IOM	Location	Proj. No.	Dept. No.
-J001	JAE SEN		MYR		1 No	80.00	0.00	80.00	80.00		00003	00003	TELUR	CS	HQ		
-J001	JAE SEN		MYR		1 No	80.00	0.00	80.00	80.00		WATER	WATER		CS	HQ		
-J001	JAE SEN		MYR		1 No	80.00	0.00	80.00	80.00		EGGS	EGG		CS	HQ		
-J001	JAE SEN		MYR		1 No	80.00	0.00	80.00	80.00		FISH	FISH		CS	HQ		
-A001	AUTO COUNT S...		MYR		1 No	8.00	0.00	8.00	8.00		BACKORDER...	BACKORDER...		CS	HQ		
-A001	AUTO COUNT S...		MYR		1 No	10.00	0.00	10.00	10.00		00001	00001		CS	HQ		
-C001	CREDIT CONTR...		MYR		1 No	1,500.00	0.00	1,500.00	1,500.00		00001	00001		CS	HQ		
-A001	AUTO COUNT S...		MYR		1 No	100.00	0.00	100.00	100.00		00001	00001		CS	HQ		
-A001	AUTO COUNT S...		MYR		1 No	90.00	0.00	90.00	90.00		00001	00001		CS	HQ		
-A001	AUTO COUNT S...		MYR		1 No	0.00	0.00	0.00	0.00		00001	00001		CS	HQ		
-A001	AUTO COUNT S...		MYR		1 No	30.00	0.00	30.00	30.00		00001	00001	1	CS	HQ		
-A001	AUTO COUNT S...		MYR		1 No	30.00	0.00	30.00	30.00		00002	00002	2	CS	HQ		
-A001	AUTO COUNT S...		MYR		1 No	9.00	0.00	9.00	9.00		8989898989	333	888	CS	HQ		
-A001	AUTO COUNT S...		MYR		1 No	9.00	0.00	9.00	9.00		999	999		CS	HQ		
-A001	AUTO COUNT S...		MYR		1 No	80.00	0.00	80.00	80.00		00001	00001	1	CS	HQ		
-A001	AUTO COUNT S...		MYR		1 No	80.00	0.00	80.00	80.00		00002	00002	2	CS	HQ		

Figure 1

Audit Trail to record user Log In and Log Out

Another enhancement had been made at Audit Trail. User can now trace user logins if they wish from the **Audit Trail** function as any logins or logout is being recorded (Refer Figure 2).



The screenshot shows the 'Audit Trail' window in AutoCount Accounting (Ver: 2.0). The window includes a search bar, filter options, and a table of events. The table has columns for Event Date Time, User ID, Computer Name, Doc Type, Event Type, and Description. A red box highlights three rows of login events for user 'ADMBN' on 'JS-LAPTOP'.

Event Date Time	User ID	Computer Name	Doc Type	Event Type	Description
02/11/2020 14:03	ADMBN	JS-LAPTOP	S1	Login	User ADMBN success to login.
02/11/2020 14:03	ADMBN	JS-LAPTOP	S1	Login	User ADMBN success to logout.
02/11/2020 12:05	ADMBN	JS-LAPTOP	S1	Login	User ADMBN success to login.
30/10/2020 12:58	ADMBN	JS-LAPTOP	PG	Edit	Edit Purchase Consignment: CG-000003
30/10/2020 12:57	ADMBN	JS-LAPTOP	PG	New	New Purchase Consignment: CG-000003
30/10/2020 10:02	ADMBN	JS-LAPTOP	IV	New	New Invoice: I-000048
30/10/2020 10:02	ADMBN	JS-LAPTOP	SO	New	New Sales Order: SO-000015
30/10/2020 09:57	ADMBN	JS-LAPTOP	DO	New	New Delivery Order: DO-000009
30/10/2020 09:53	ADMBN	JS-LAPTOP	IV	New	New Invoice: I-000047
30/10/2020 09:52	ADMBN	JS-LAPTOP	IV	New	New Invoice: I-000046
30/10/2020 09:51	ADMBN	JS-LAPTOP	PI	New	New Purchase Invoice: PI-000026
30/10/2020 09:51	ADMBN	JS-LAPTOP	IL	New	New Item: POPO
30/10/2020 09:43	ADMBN	JS-LAPTOP		New	New Normal Account: 999-9999

Figure 2

**Something to take note if user force end task from task manager to close AutoCount Accounting 2.0, this activity could not be recorded in the Audit Trail.*

Barcode Input behavior when have duplicate Item Code, Barcode, Alternative Item Code

In previous versions, the barcode input for Accounting and POS behave differently when facing duplicate Item Code or Barcode. This behavior had been standardized to behave exactly like POS where it will **prompt user to choose the item** if found any **duplicate results**.

Below is an example of a duplicate scenario where the **barcode "123456"** is maintained for multiple items (Refer Table 1).

Item Code	UOM	Barcode	Alt Item Code	Item Package	Package Barcode
A001	PCS	123456			
A002	PCS	123456			
9999	PCS		123456		
				BB	123456

Table 1

As a result, the system will **prompt user a dialog to select which item or item package** that they wish to input if they key in the **barcode "123456"** (Refer Figure 3).

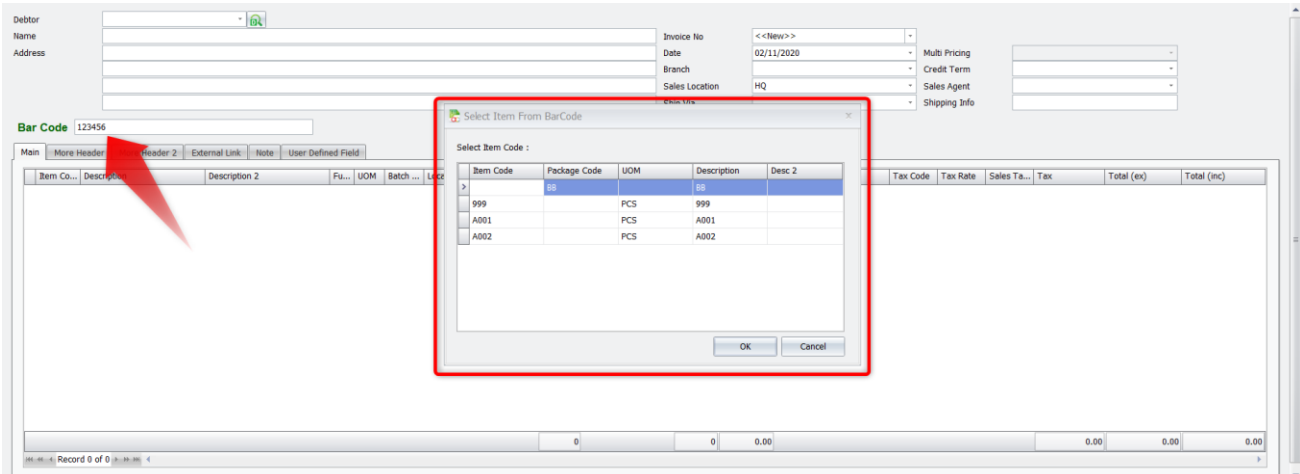


Figure 3

**Previously Accounting behavior will only capture the first item that it searched.*

**Previous barcode did not consider for Item Package.*

Others

Some other key highlights of this version which does not require further elaboration:

1. **Support TLS 1.2 for Email** – User can now send email through AutoCount if user are applying **TLS 1.2** for their email security, for example Debtor Statement batch mail.
2. **Removed Show Animation column from Customize Function Widget** – This column is removed as previously we had remove animation support from the shortcut Tiles.

Prepared by Jae Sen

Last Modified 02/11/2020