

Highlights of Changes in 2.0.16.150

WhatsApp Feature

AutoCount Accounting now **support WhatsApp feature**. User can now **send their orders, invoices, reports etc through Whatsapp** where the recipients can download the softcopy format into their own working devices.

This function can be accessed by user upon previewing their records or reports, at the top menu section (Refer Figure 1).

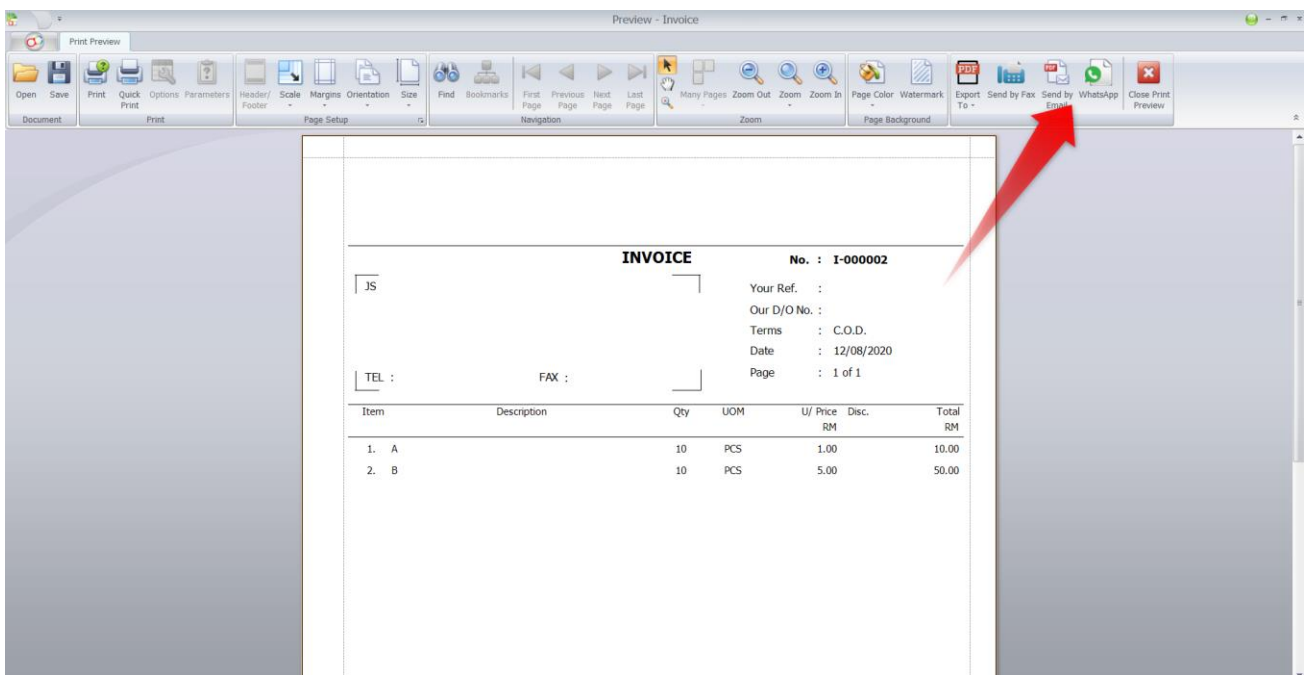


Figure 1

After clicking the WhatsApp button, a small window dialog will appear. At this dialog, there are a few options made available for user (Refer Figure 2).

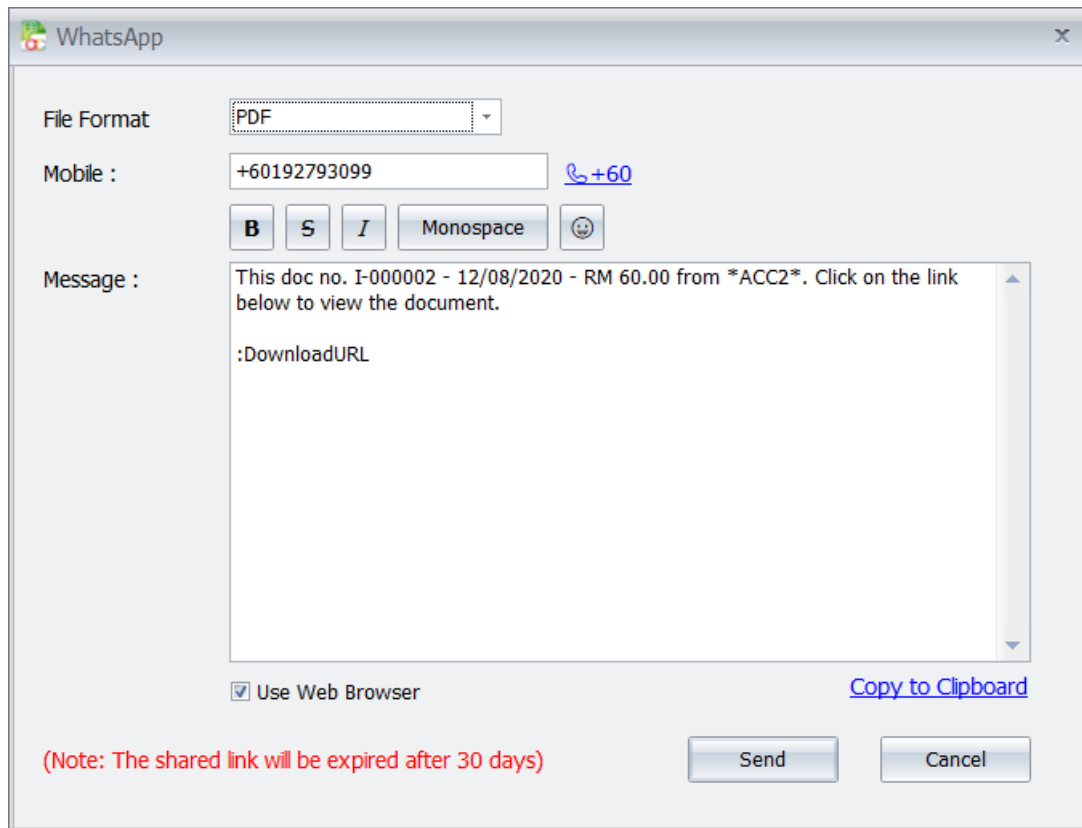


Figure 2

File Format: Select the file format to send to the recipients. (Currently only support PDF)

Mobile: Key in the mobile number of the recipients. For Sales and Purchase transactions, the mobile number will default capture from Debtor and Creditor Maintenance's mobile field.

Message: Any message that user wish to pass to the recipients together with attachment. A default message had been generated based on Document Number, Date, Amount and Company Name.

Use Web Browser: To send attachment and message through Web Browser WhatsApp, if untick, will send through WhatsApp application installed in user's PC.

**The attachment will be removed after 30 days.*

After selecting and filling required information, user can click on the **"Send"** button to send the softcopy to the recipients (Refer Figure 3).

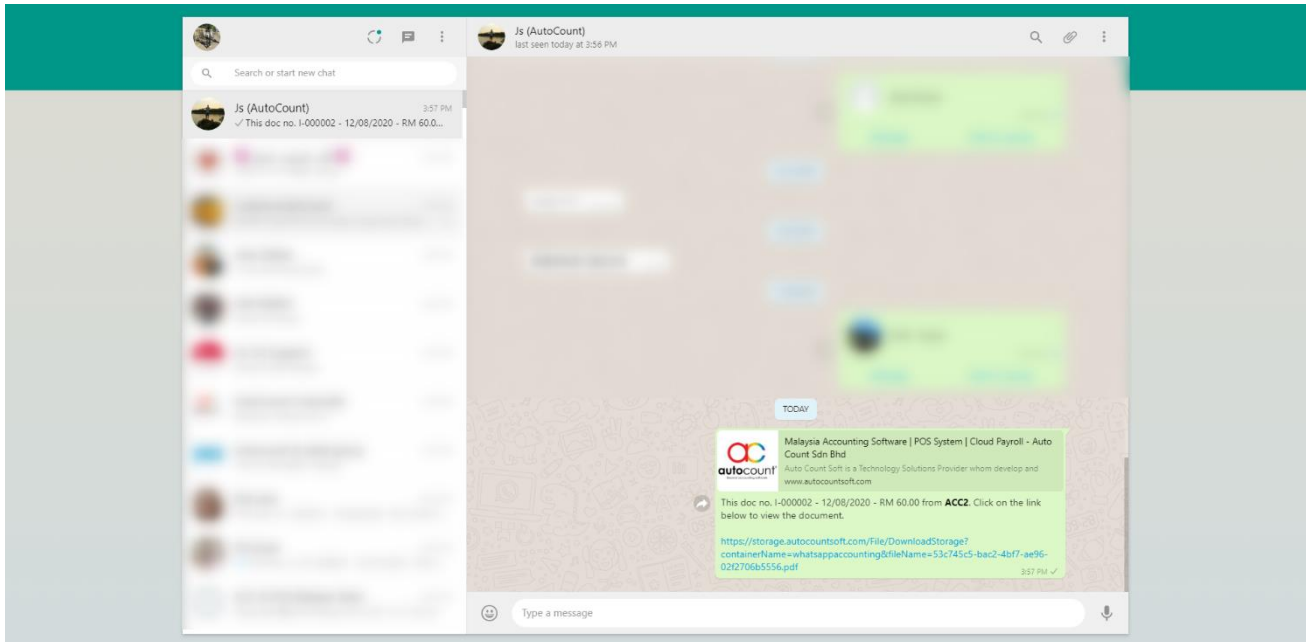


Figure 3

The recipients can click on the link provided to download the attached softcopy.

**This WhatsApp feature is available for all reports that are able to preview.*

Prepared by Jae Sen

Last Modified 12/08/2020