

FnB Release Note 5.1.1.7

Bug Fixes:

Description	
14775	Fix modifier with same description will only show 1x.
14817	Fix POS Session Z Report totaled the item summary if view multiple session.
14849	Fix repost POS Transaction will not cater with SG new GST tax rate.
14895	Fix Payment Analysis Report inquiry error.
14888	Fix Table Design the checkbox of "is default" and "visible" are missing during switch section.
14893	Fix error prompt during void order under certain condition.
14895	Fix Payment Analysis Report inquiry error.
14896	Fix reservation prompt error occurred when doing reservation.
14897	Fix Mark Reserve prompt error occurred while pressing "OK" in "Mark Serve" without selecting item.
14899	Fix able to change table to reserved table.
14900	Fix after change code for Credit Card or Debit Card, error prompt "Cannot insert the value NULL into column IsDefault" during sync.
14902	Fix Set Meal promotion by amount incorrect promotion.
14917	Fix split bill could not support decimal point.
14924	Fix Modifier Sales Report for modifier filter by range lookup does not show completely.
14925	Fix Remote HQ when edit/view tab, sometimes it will appears behind Remote HQ tab.
14926	Fix Fast Selection Menu item under the item category does not loaded in when the description of item category had been change at beginning before save.
14929	Hide certain report that is not relate to retail and FNB respectively.
14938	Fix non discount item not support for Total Discount.
14948	Fix Set Meal desc2 does not capture stock item desc2.
14949	Fix X/Z report AR payment show as cash.
14955	Fix able to input more than maximum length at BusinessRegistrationNo and TaxRegistrationNo.
15001	Fix Input FOC item first then member with promotion price will cause amount to be negative.
15015	Fix BE and FE for Debtor email address max length not same.
15022	Fix return item should capture promoter, debtor and member from return document no.
15086	Fix row discount then split bill does not recalculate the amount.
15127	Fix FE sync percentage show until 108% instead of 100%.
15128	Fix MemberName and MemberType missing when find document (when return by document).
15149	Fix Tax Code in POS reports not able to show.
15153	Fix Table Status become all empty if reservation on same table (different date).
15176	Fix item package promotion amount not same for before and after payment.
15193	Fix not able to detect credit card machine COM port if the COM port number is more than 8.



Enhancement:

ID	Description
14709	Promotion maintenance to include MultiPricing.
14959	FnB support digital weighing scale.
14961	X and Z report item summary info to add description and desc2 field at report design.
15052	Support tip function for Credit/Debit card and Custom Payment.

Document Prepared by Jacky

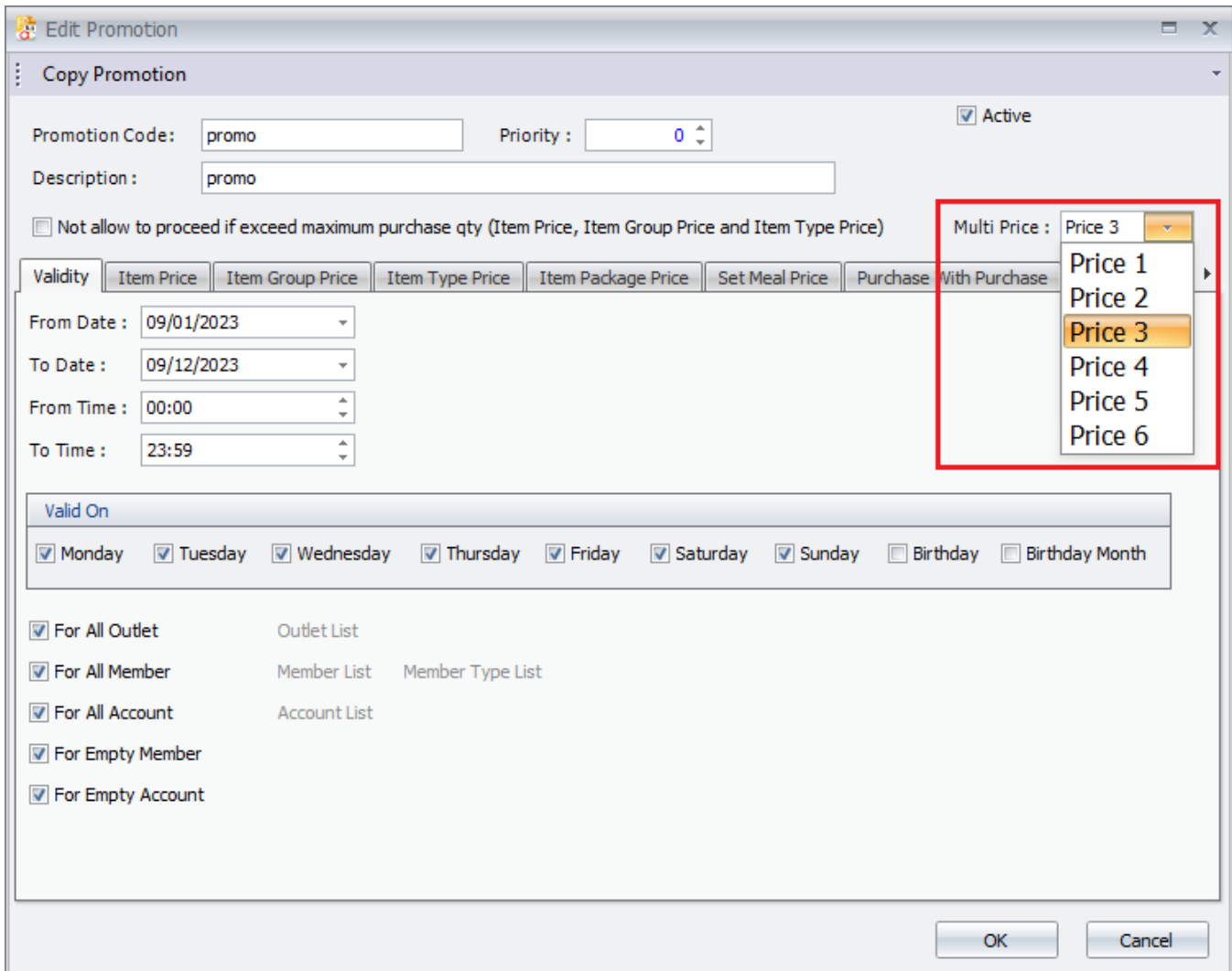
Last Modified 21st February 2023

Highlights of Changes in 5.1.1.7

ID: 14709 Promotion maintenance to include MultiPricing.

During POS3 version, we do have 2 price for promotion which is Price 1 and Price 2. Initially when we update to POS5, we have removed such price option because we have multi pricing for better convenient. Some users may sort their multi price by location and wanted to set promotion base on their multi price. Therefore, we have added Multi Price option for promotion instead of default Price 1.

To access, navigate open **Backend > Point Of Sales > Maintenance > Promotion Maintenance > New/Edit.**



The screenshot displays the 'Edit Promotion' dialog box. Key elements include:

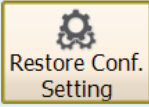

- Promotion Code:** promo
- Priority:** 0
- Description:** promo
- Active:**
- Multi Price:** A dropdown menu is open, showing a list of price options: Price 1, Price 2, Price 3 (selected), Price 4, Price 5, and Price 6.
- Validity:** A set of tabs including 'Item Price', 'Item Group Price', 'Item Type Price', 'Item Package Price', 'Set Meal Price', and 'Purchase With Purchase'.
- From Date:** 09/01/2023
- To Date:** 09/12/2023
- From Time:** 00:00
- To Time:** 23:59
- Valid On:** Checkboxes for Monday through Sunday, Birthday, and Birthday Month.
- Conditions:** Checkboxes for 'For All Outlet', 'For All Member', 'For All Account', 'For Empty Member', and 'For Empty Account'.
- Buttons:** 'OK' and 'Cancel' at the bottom right.

ID: 14959 FNB support digital weighing scale.

Some of the business nature such as Seafood restaurant may need to weigh their seafood. Thus, in this new version, we have added the feature to support weighing scale for FNB.

To set, login [Frontend](#) > [More Function](#) > [Settings](#) > [Configuration Setting](#) > [Device Setting 2](#).

Configuration Setting

- General
- Device Setting
- Device Setting 2**
- Receipt
- Miscellaneous
- Others

Cash Drawer Device Setting

Cash Drawer :

Open Drawer Command : Drawer (0 - 7)

Digital Weighing Scale Setting

Digital Weighing Scale :

Credit Card Machine Setting

Credit Card Machine :

Screen Ratio:

Enable MyKad Reader

Load MyKad Photo

Enable MyEG EIS

EIS URL:

EIS Start Date :

Printer Device Setting

Default Printer Star Printer

Alternate Printer

Enable EWallet

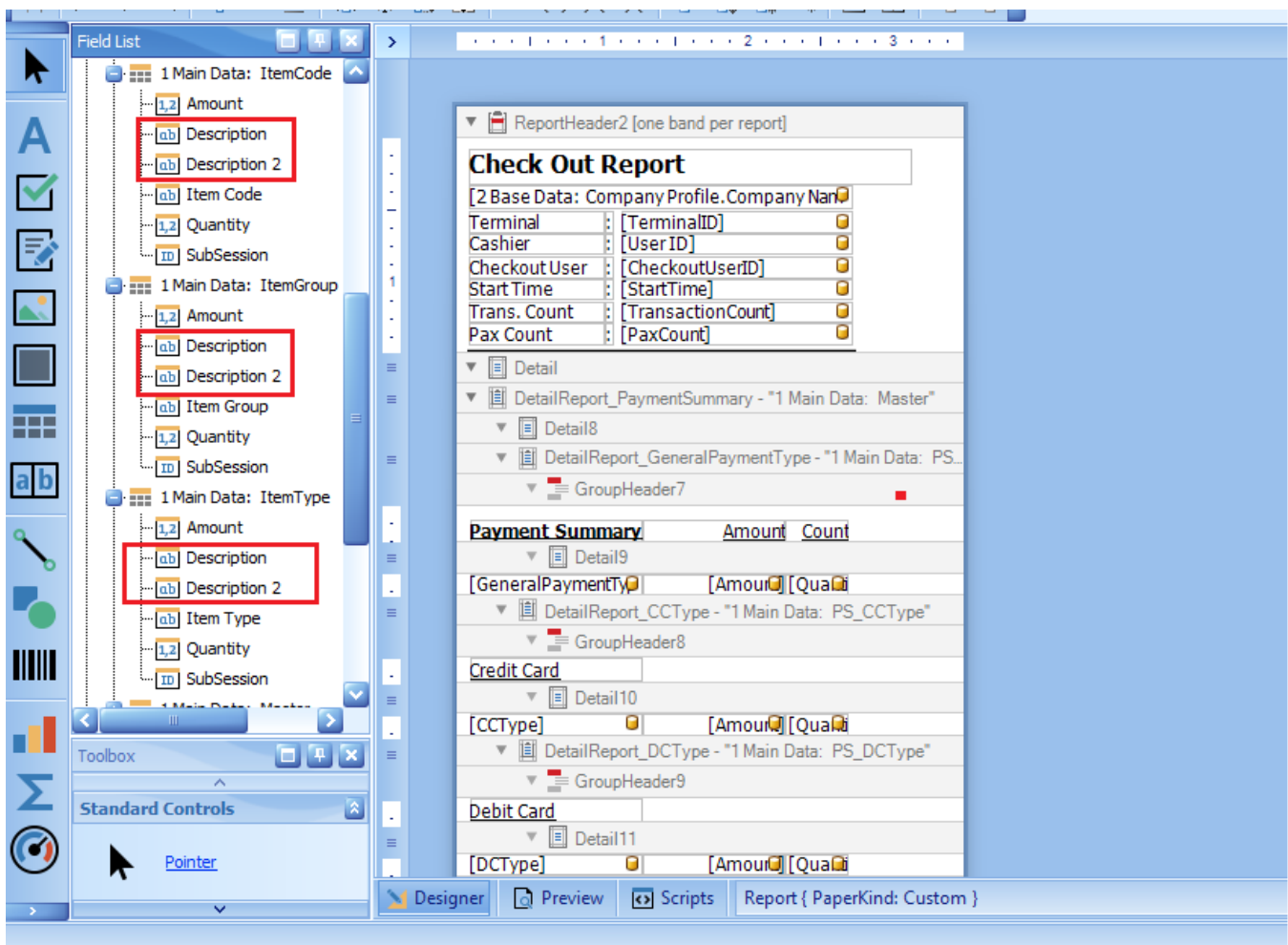
Merchant ID:

Merchant Key:

ID: 14961 X and Z report item summary info to add description and description field at report design.

Customer may maintain their Item Group, Item Type, Item Brand, Item Category, Item Class name as simple code in cater of their business nature. Some of the people that does not belong to the industry which view or cross check the close counter report might not know what those code represent. To ensure mutual understanding, they may add the description of those code at Item Group, Item Type, Item Brand, Item Category and Item Class. Therefore, we have enhanced and added description and description 2 field at report design for them to choose if they wish to display the description.

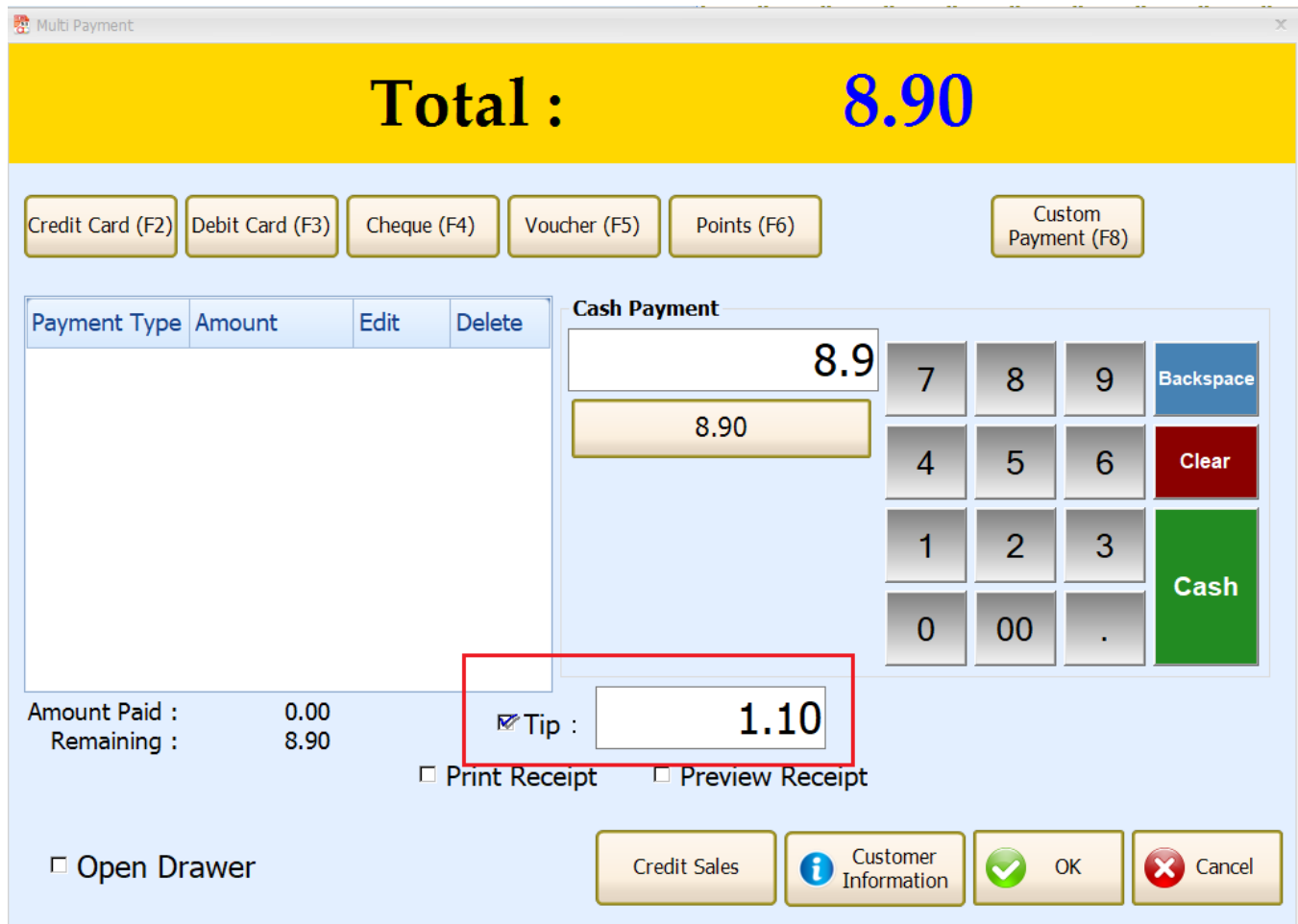
To design, login **Frontend > More Function > Settings > Configuration Setting > Receipt > Design Close Counter Receipt.**



ID: 15052 Support tips function for Credit/Debit Card and Custom Payment.

In this new revision, our FNB system not only able to receive tips from cash payment, we also support tips from other type of payment which customer satisfied with the services and wish to tips us while paying the bill. FNB now able to support tips payment from credit card, debit card and custom payment.

To tips via credit/debit/custom payment during payment, check the tips and input the tips amount. Then when make payment, it will total up including tips amount as final payment.



The screenshot shows the 'Multi Payment' window with a yellow header displaying 'Total : 8.90'. Below the header are buttons for 'Credit Card (F2)', 'Debit Card (F3)', 'Cheque (F4)', 'Voucher (F5)', 'Points (F6)', and 'Custom Payment (F8)'. A 'Cash Payment' section contains a numeric keypad and a 'Cash' button. A table with columns 'Payment Type', 'Amount', 'Edit', and 'Delete' is on the left. At the bottom, there are checkboxes for 'Tip', 'Print Receipt', and 'Preview Receipt', along with buttons for 'Open Drawer', 'Credit Sales', 'Customer Information', 'OK', and 'Cancel'. The 'Tip' checkbox is checked, and the tip amount '1.10' is entered in a text box.

Payment Type	Amount	Edit	Delete

Amount Paid : 0.00
Remaining : 8.90

Tip : 1.10

Print Receipt Preview Receipt

Open Drawer

Credit Sales Customer Information OK Cancel