

FnB Release Note 5.0.35.191

Bug Fixes:

Description	
13511	Fix modifier include same word will overwrite each other.
13515	Fix POS Session Report, untick Include Non-End Session and Synchronize Status set Show Synchronize will cause error.
13516	Fix Time Analysis Report discount amount displayed wrong formula in result wrong calculation for gross total.
13538	Fix item package discount to show at discount report properly.
13543	Fix auto logout after print bill and auto logout after bill option.
13554	Fix debtor cant be search by chinese character at Frontend.
13555	Fix Enable Price Checking, not allow below standard cost option will replace minimum selling price on Price, F2-Display Minimum Selling Price.
13569	Fix attempted to divide by zero error when giving row discount if set meal or item package details got item with 0 unit price.
13570	Fix Pos Profit Margin Report: Error prompt "Attempted to divide by zero" when inquiry on the date which do not have sales.
13609	Fix total discount on item with tax and service charge option enable calculation problem.
13640	Fix after join table, promotion price will reset back to standard price.
13672	Fix price get replace by F2 - Display Minimum Selling Price..
13675	Fix POS Sales Detail with Payment Report bad presentation on payment.
13676	Fix Print Barcode save/load layout will ignore UDF and always show UDF.
13683	Fix UDF error if there are 2 same UDF Name at Print Bar Code search.
13691	Fix X/Z Report do not have Tips recorded.
13718	Fix POS & FnB find bill will prompt to select report although already set default receipt.
13719	Fix POS User maintenance copy from/to during NEW will have problem clicking on the selection.
13745	Fix Pos Purge Transaction: "Cross thread operation not valid:" Control 'lblProgressMsg' access from a thread other than the thread it was created on.
13757	Fix promotion price still taking effect after the promotion period.

Enhancement:

ID	Description
13537	Add filter by Member Type at Multi-Dimensional POS Analysis Report.
13716	Support migration of terminal configuration settings and user reports from POS3 to POS5.
13726	Support auto numbering control at print bill slip.

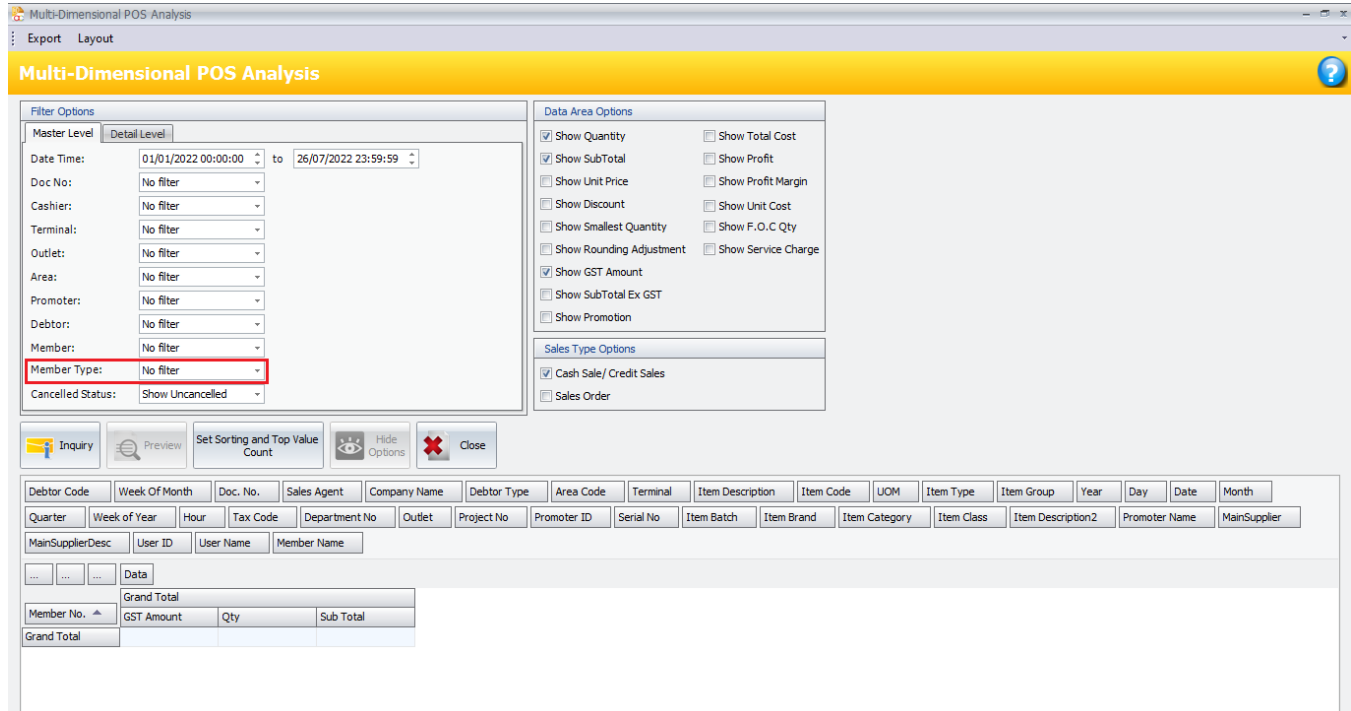
Document Prepared by Jacky

Last Modified 25th August 2022

Highlights of Changes in 5.0.35.191

ID: 13537 Add filter by Member Type at Multi-Dimensional POS Analysis Report.

In this version we have added Member filter to further enhance user report experience.

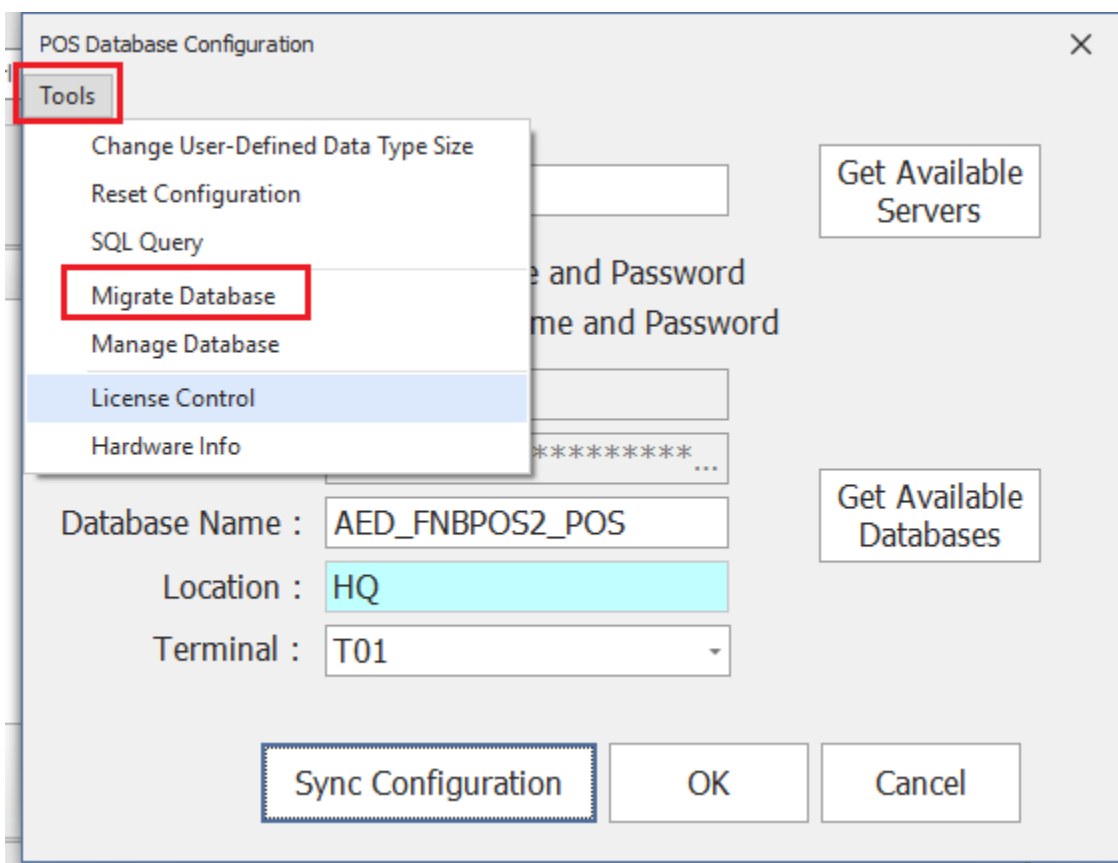


ID: 13716 Support migration of terminal configuration settings and user reports from POS3 to POS5.

To further enhance dealer migration experience, we have added some new feature to enable dealer to help their customer to import their individual outlet setting from POS3 to POS5 backend as POS terminal setting then sync to their newly POS5 frontend. This also include user reports from POS3 to POS5. Please note that we have also done any necessary report design conversion from POS3 to POS5. If you still could not use the report after migrate, your report design may contain customization coding which you may need to find your developer to modify the code so it is compatible to POS5.

To migrate, at frontend, open your database configuration aka PosConfig.

Then go to **Toos > Migrate Database**



Then choose your POS3 database and then click on **Migrate Setting & User Report**.

Migrate database from POS 3.x

Step 1: Please choose your data source

Server Name :

Use Default SA User Name and Password
 Use the following User Name and Password

User Name :

SA Password :

Database Name :

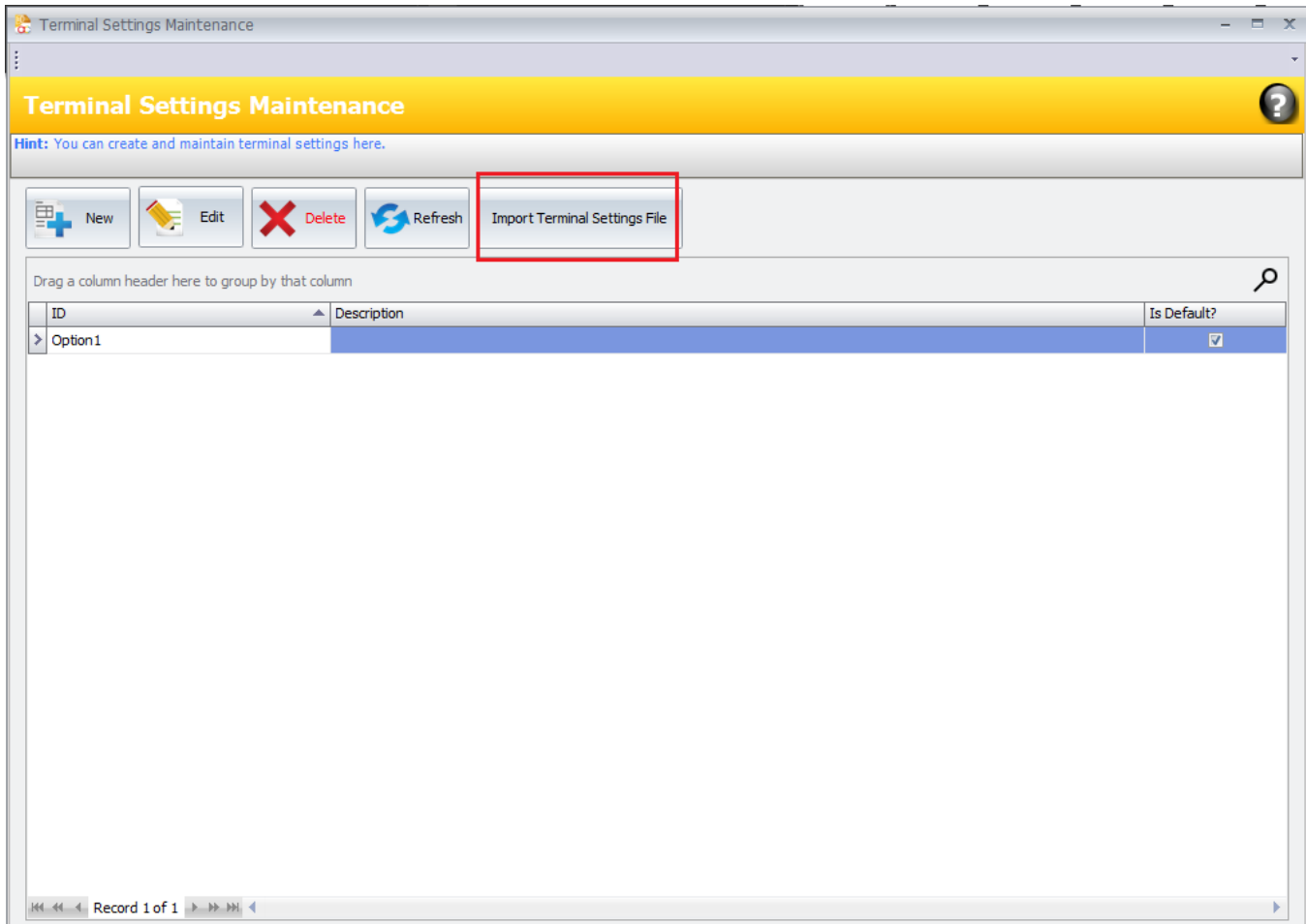
Step 2: Find Pos Transaction

Date Range: to

Date Time	Doc No	Terminal ID	Sync
Record 0 of 0			

Step 3: Migrating

After you click **Migrate Setting & User Report** button, system will automatically migrate all your user report to your POS5 and will prompt you to save your terminal setting settings file to your PC. Save it and then import into your backend at **Point Of Sales > Maintenance > Terminal Settings Maintenance > Import Terminal Settings File**.



The screenshot shows the 'Terminal Settings Maintenance' web application interface. At the top, there is a yellow header with the title 'Terminal Settings Maintenance' and a help icon. Below the header, a hint reads: 'Hint: You can create and maintain terminal settings here.' A toolbar contains five buttons: 'New' (with a plus icon), 'Edit' (with a pencil icon), 'Delete' (with a red X icon), 'Refresh' (with a circular arrow icon), and 'Import Terminal Settings File' (which is highlighted with a red rectangular box). Below the toolbar, there is a search bar and a table with the following structure:

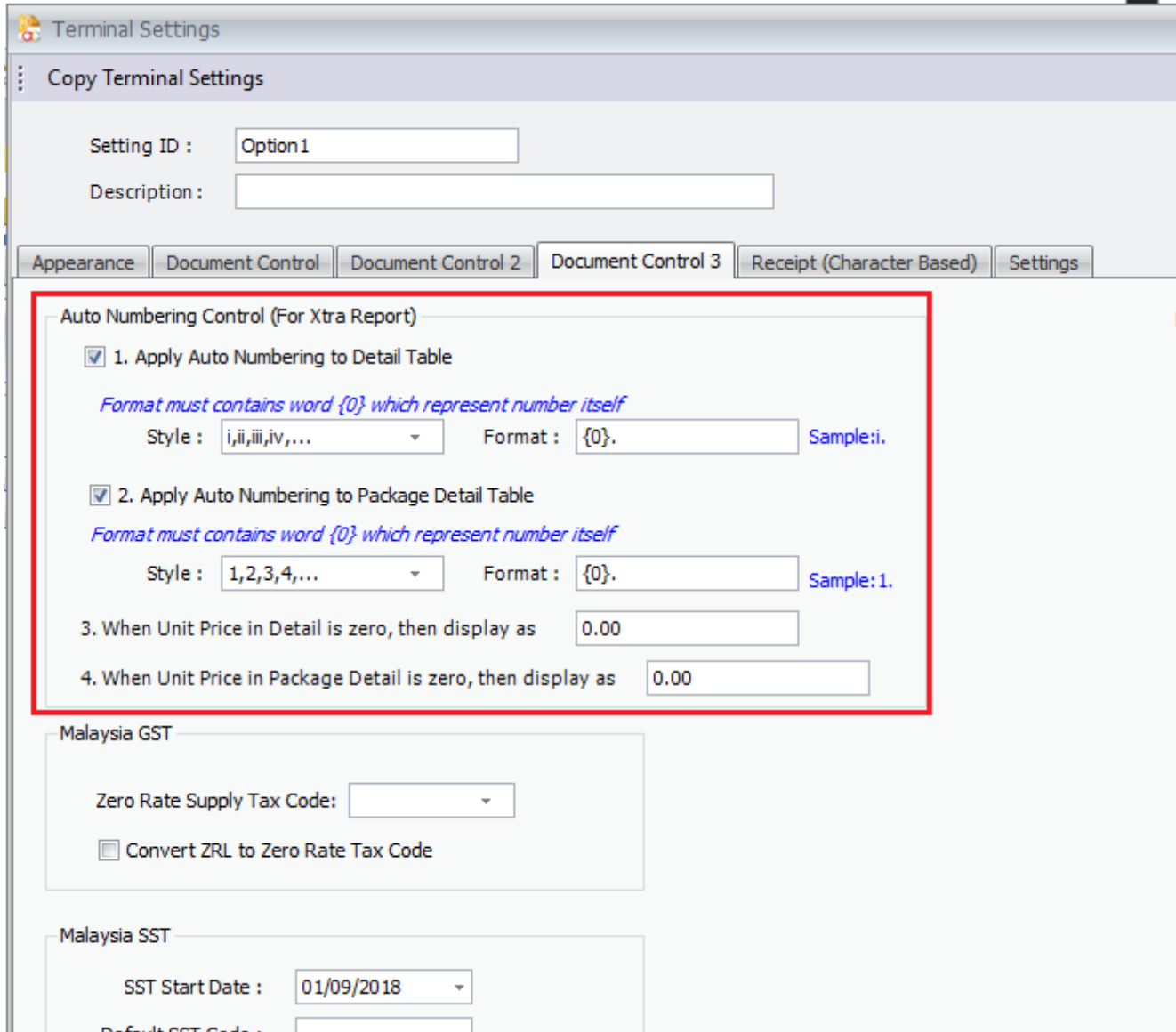
ID	Description	Is Default?
> Option1		<input checked="" type="checkbox"/>

At the bottom of the interface, there is a pagination control showing 'Record 1 of 1'.

ID: 13726 Support auto numbering control at Print Bill slip.

Print Bill slip now can show auto numbering using SG_AutoNumbering field at report design.

To enable auto numbering, simply go to **Point Of Sales > Maintenance > Terminal Settings Maintenance > Document Control 3 > Apply Auto Numbering to Detail Table.**



The screenshot shows the 'Terminal Settings' window with the 'Document Control 3' tab selected. The 'Auto Numbering Control (For Xtra Report)' section is highlighted with a red box and contains the following settings:

- 1. Apply Auto Numbering to Detail Table
Format must contains word {0} which represent number itself
Style: Format: Sample: i.
- 2. Apply Auto Numbering to Package Detail Table
Format must contains word {0} which represent number itself
Style: Format: Sample: 1.
- 3. When Unit Price in Detail is zero, then display as
- 4. When Unit Price in Package Detail is zero, then display as

Below this section, the 'Malaysia GST' section includes a 'Zero Rate Supply Tax Code' dropdown and a 'Convert ZRL to Zero Rate Tax Code' checkbox. The 'Malaysia SST' section includes an 'SST Start Date' dropdown set to '01/09/2018' and a 'Default SST Code' dropdown.

Hold Bill # : T02-HB000223

Table : 01

Date : 25/08/2022 06:09:45 PM

Cashier : ADMIN

Description	Qty	Price RM	Amount RM
i. Sliced Chicken Noodles	1.00	8.90	8.90
ii. Wan Tan Mee	1.00	8.90	8.90
iii. Nasi Goreng Kampung	1.00	8.90	8.90

Total Inclusive GST : 24.27

Service Charge Inclusive GST : 2.43

Rounding Adjustment : 0.00

Rounded Total (RM): 26.70

Please Come Again, Thank You!