

## FnB Release Note 5.0.35.189

### Bug Fixes:

	Description
<b>13116</b>	Fix system UDF showing [EditValue is null].
<b>13246</b>	Fix 2 promotion with same item, will make PWP condition altered base on another promotion.
<b>13249</b>	Fix FnB could not display bonus point in full.
<b>13303</b>	Fix Profit & Loss of Document No inquiry error.
<b>13349</b>	Fix weighing scale item with multi price for member/debtor will somehow not working with certain condition.
<b>13479</b>	Fix when upgrade from pos3 to pos5, modifier column is missing.

### Enhancement:

ID	Description
<b>13211</b>	Export All/ Import All support modifier.
<b>13306</b>	Increase Customer Display word size.
<b>13462</b>	Audit Trail Open Same Document Function to show event time.

*Document Prepared by Jacky*

*Last Modified 19<sup>th</sup> July 2022*

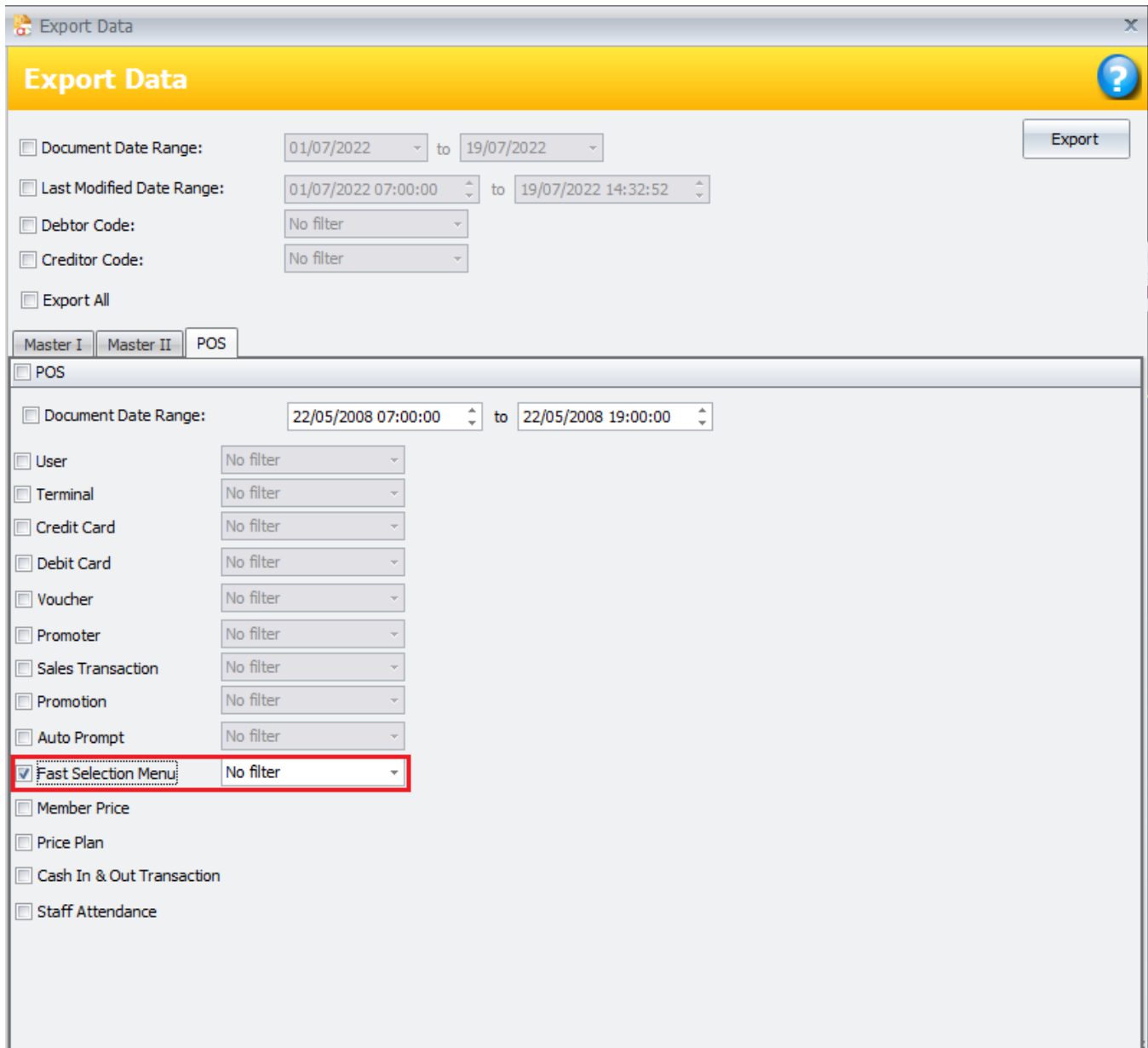
## Highlights of Changes in 5.0.35.189

ID: 13211 Export All/Import All support modifier.

Starting from this revision, modifier can be export and import with export all and import all function.

To import, navigate to **File > Import and Export > Export All Data/Import All Data**

Modifier will be included in Fast Selection Menu.



Export Data

Document Date Range: 01/07/2022 to 19/07/2022

Last Modified Date Range: 01/07/2022 07:00:00 to 19/07/2022 14:32:52

Debtor Code: No filter

Creditor Code: No filter

Export All

Master I Master II POS

POS

Document Date Range: 22/05/2008 07:00:00 to 22/05/2008 19:00:00

User: No filter

Terminal: No filter

Credit Card: No filter

Debit Card: No filter

Voucher: No filter

Promoter: No filter

Sales Transaction: No filter

Promotion: No filter

Auto Prompt: No filter

Fast Selection Menu: No filter

Member Price

Price Plan

Cash In & Out Transaction

Staff Attendance



Export

ID: 13306 Increase Customer Display word size.

In this version we have increase the font size of the bottom part and made final total more revealing.

No.	Description	UOM	Qty	Total
1	Item A	PCS	1.00	30.0

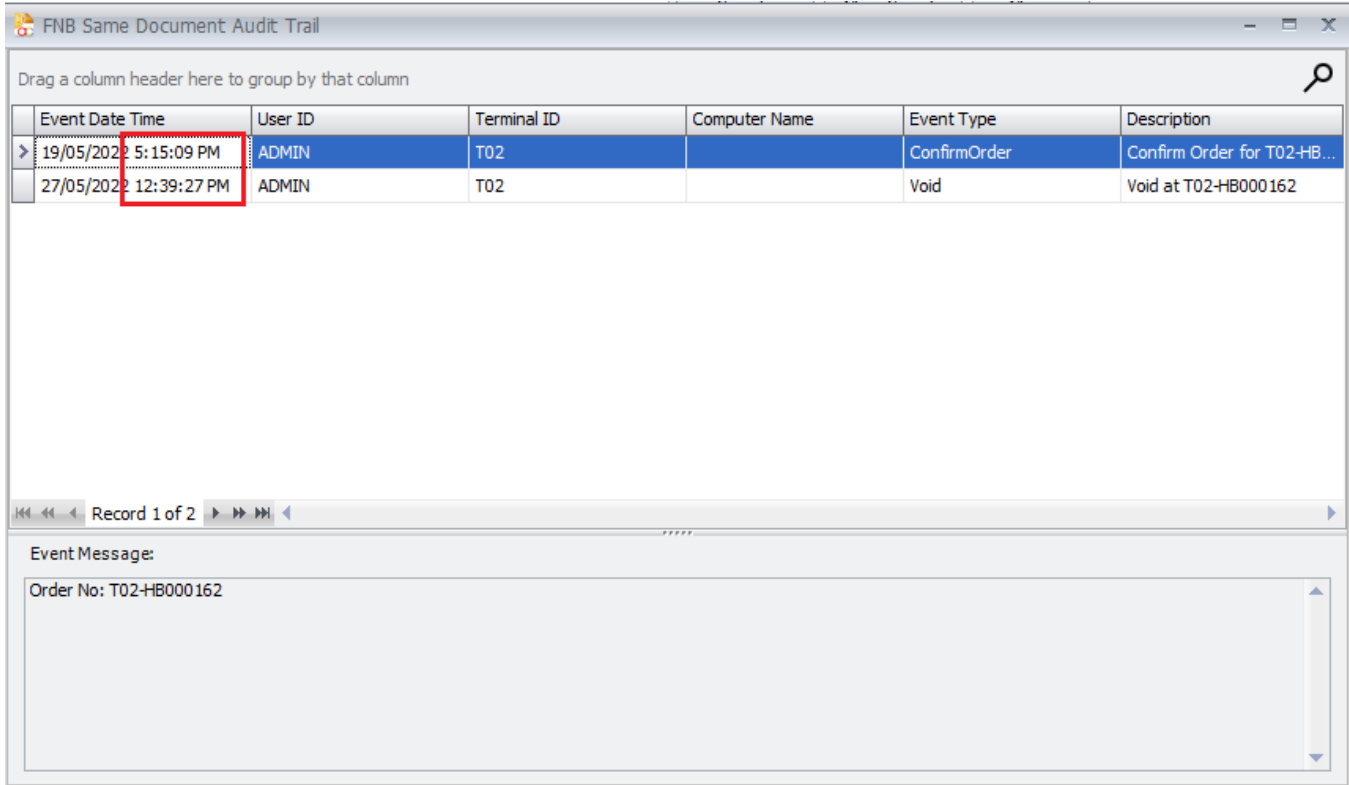
**Total: RM30.0**

Welcome, I'm ADMIN	
Sub Total (ex) :	30.0
Promotion :	0.0
GST :	0.0
Rounding Adj.:	0.0
<b>Final Total :</b>	<b>30.0</b>

### ID: 12982 Audit Trail Open Same Document Function to show event time.

To be more accurate and precise on checking audit trail, we have added time to be shown, so user can exactly know the time such action performed.



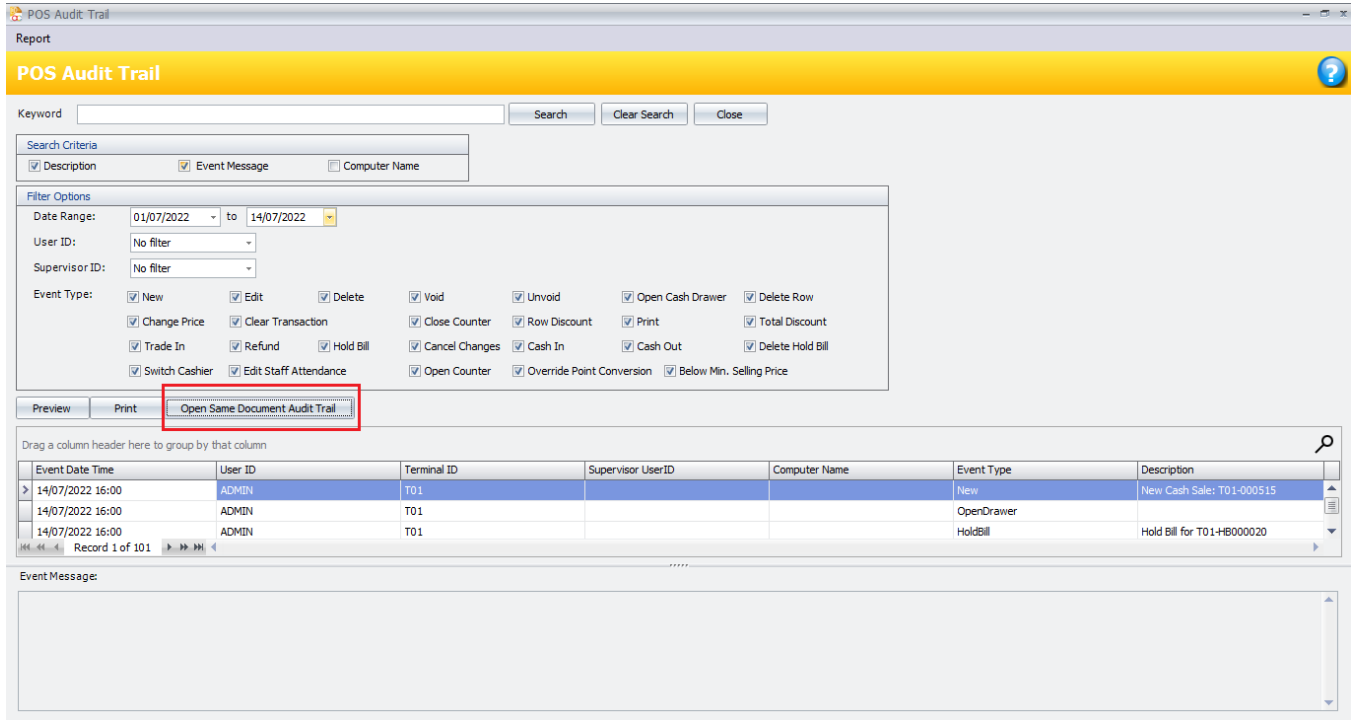
Event Date Time	User ID	Terminal ID	Computer Name	Event Type	Description
19/05/2022 5:15:09 PM	ADMIN	T02		ConfirmOrder	Confirm Order for T02-HB...
27/05/2022 12:39:27 PM	ADMIN	T02		Void	Void at T02-HB000162

Event Message:  
Order No: T02-HB000162

This can be access at

POS Audit Trail = POS > Miscellaneous Report > POS/FNB Audit Trail > Open Same Document Function

Accounting = Tools > Audit Trail > Open Same Document Function



The screenshot shows the POS Audit Trail software interface. At the top, there is a yellow header bar with the title "POS Audit Trail" and a help icon. Below the header, there is a search bar with a "Search" button and "Clear Search" and "Close" buttons. Underneath, there are search criteria options: "Description" (checked), "Event Message" (checked), and "Computer Name" (unchecked). A "Filter Options" section follows, with a date range from "01/07/2022" to "14/07/2022", and "User ID" and "Supervisor ID" both set to "No filter". A large grid of event type checkboxes is visible, including "New", "Edit", "Delete", "Void", "Unvoid", "Open Cash Drawer", "Delete Row", "Change Price", "Clear Transaction", "Close Counter", "Row Discount", "Print", "Total Discount", "Trade In", "Refund", "Hold Bill", "Cancel Changes", "Cash In", "Cash Out", "Delete Hold Bill", "Switch Cashier", "Edit Staff Attendance", "Open Counter", "Override Point Conversion", and "Below Min. Selling Price". Below the filters, there are buttons for "Preview", "Print", and "Open Same Document Audit Trail" (highlighted with a red box). The main area contains a table with columns: "Event Date Time", "User ID", "Terminal ID", "Supervisor UserID", "Computer Name", "Event Type", and "Description". The table has three rows of data. At the bottom, there is an "Event Message" section with a large empty text area.

Event Date Time	User ID	Terminal ID	Supervisor UserID	Computer Name	Event Type	Description
> 14/07/2022 16:00	ADMIN	T01			New	New Cash Sale: T01-000515
14/07/2022 16:00	ADMIN	T01			OpenDrawer	
14/07/2022 16:00	ADMIN	T01			HoldBill	Hold Bill for T01+H8000020