

FnB Release Note 5.0.35.182

Bug Fixes:

	Description
11916	Fix weighing scale export to excel file format problem.
12000	Fix return or trade in transaction will prompt choose report format even though already set default.
12080	Fix basic multi UOM still deduct non base UOM at frontend.
12275	Fix promotion item package discount by amount calculation is not same as normal row discount by amount.
12339	Fix auto prompt will cause member price / debtor price reset.
12344	Fix UDF at POS Terminal will not save the value.
12388	Fix promotion will stack 2 promo together if both condition achieved instead of following priority.
12449	Fix price Info did not auto refresh if item does not have price plan it will display previous item price plan.
12548	Fix Set Meal if same item with different modifier will result additional qty for second item onwards.
12607	Fix return Item package qty problem.
12610	Fix reprint kitchen slip will show ADD ORDER.
12625	Fix reprint receipt follow LastModifiedTerminalID instead of TerminalID.

Enhancement:

ID	Description
12255	Able to filter remark and row remark at Find Bill and Find Hold Bill screen.
12406	Add option to auto log off after print bill.
12489	Add Shelf column in Branch Stock Balance Report.
12497	Do not prompt for Change Price when price below minimum selling price if the user do not have change price access right.
12498	Show informative message at supervisor password screen during item price below minimum selling price access right.
12554	Add access right for Kitchen Printer Maintenance.
12611	To have option to print or not to print kitchen slip.
	Enhance synchronization to properly handle transaction with error message.

Document Prepared by Jacky

Last Modified 14th April 2022

Highlights of Changes in 5.0.35.182

ID: 12255 Able to filter remark and row remark together at Find Bill and Find Hold Bill Screen.

In this version, user able to search their bill with remark or row remark. Both of the option are combined together.

Find Transaction

Date from to

Keyword

Document No.
 Terminal ID
 Debtor Code
 Debtor Name
 Member No.
 Member Name
 Member Phone
 Member ID
 Cashier ID
 Promoter ID
 Item Code
 Item Group
 Item Type
 Remarks

Search
 Detail
 Customer Information
 Void / Unvoid
 Preview Receipt
 Reprint Receipt
 Copy to New Transaction
 Close

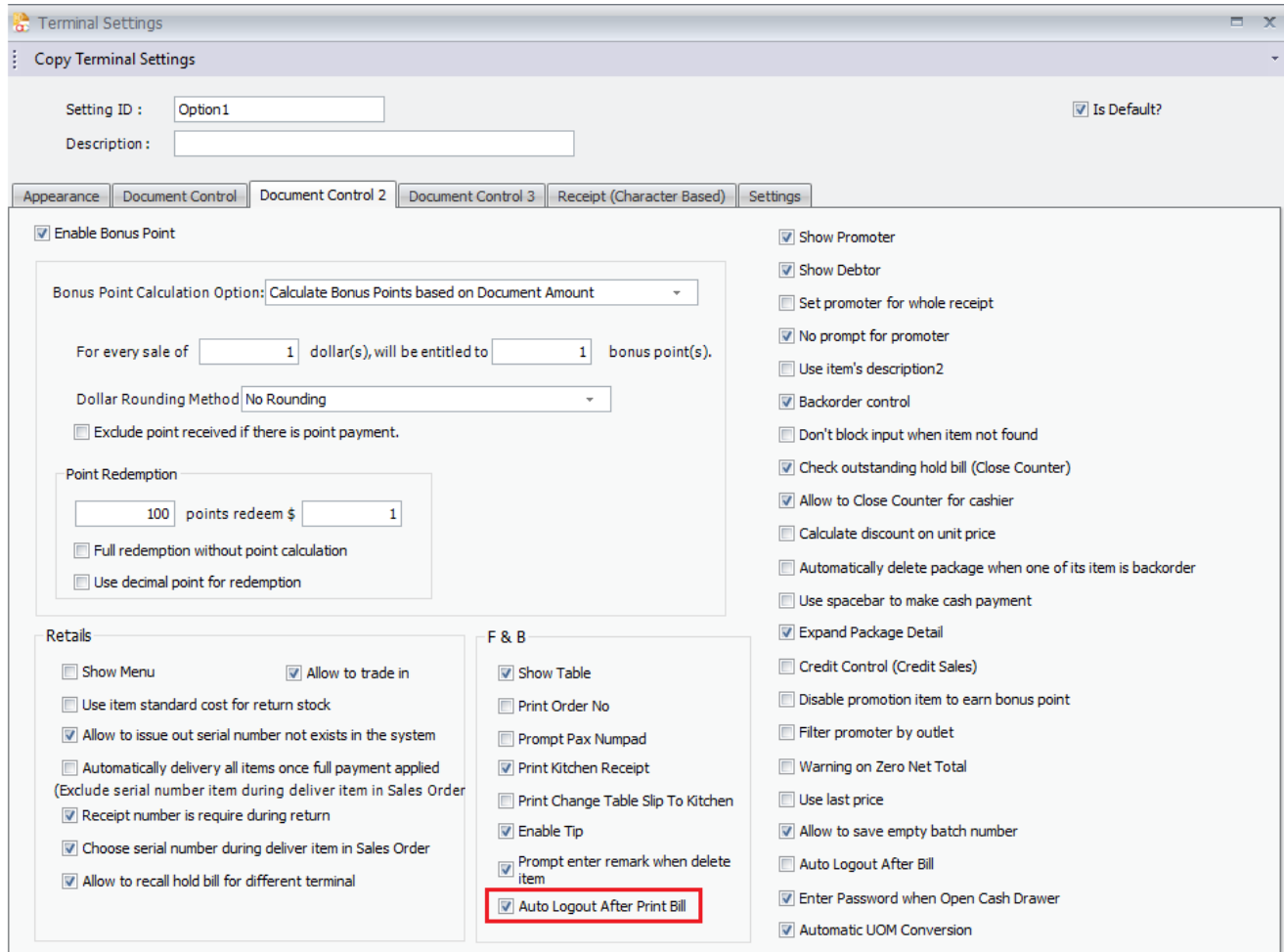
Doc No.	Created Time	Terminal ID	Cashier	Net Total	Rounding Adju...	Final Total	GST	Cancelled	Uploaded	Remarks
> T01-000406	06/04/2022 15:50	T01	ADMIN	10.50	0.00	10.50	0.00	<input type="checkbox"/>	<input type="checkbox"/>	master

Record 1 of 1

ID: 12406 Add option to auto log off after print bill.

System now able to auto log off after print bill. Your cashier maybe on the middle of the restaurant and you do not want any customer to able to touch your POS system. Previously we are able to support auto logout after payment but sometime customer wants to double check before payment so we have added this feature.

To set go to **Point of Sales > Maintenance > Terminal Settings Maintenance > Document Control 2**



Terminal Settings

Copy Terminal Settings

Setting ID : Is Default?

Description :

Appearance | Document Control | Document Control 2 | Document Control 3 | Receipt (Character Based) | Settings

Enable Bonus Point

Bonus Point Calculation Option:

For every sale of dollar(s), will be entitled to bonus point(s).

Dollar Rounding Method

Exclude point received if there is point payment.

Point Redemption

points redeem \$

Full redemption without point calculation

Use decimal point for redemption

Retails

Show Menu Allow to trade in

Use item standard cost for return stock

Allow to issue out serial number not exists in the system

Automatically delivery all items once full payment applied (Exclude serial number item during deliver item in Sales Order)

Receipt number is require during return

Choose serial number during deliver item in Sales Order

Allow to recall hold bill for different terminal

F & B

Show Table

Print Order No

Prompt Pax Numpad

Print Kitchen Receipt

Print Change Table Slip To Kitchen

Enable Tip

Prompt enter remark when delete item

Auto Logout After Print Bill

Show Promoter

Show Debtor

Set promoter for whole receipt

No prompt for promoter

Use item's description2

Backorder control

Don't block input when item not found

Check outstanding hold bill (Close Counter)

Allow to Close Counter for cashier

Calculate discount on unit price

Automatically delete package when one of its item is backorder

Use spacebar to make cash payment

Expand Package Detail

Credit Control (Credit Sales)

Disable promotion item to earn bonus point

Filter promoter by outlet

Warning on Zero Net Total

Use last price

Allow to save empty batch number

Auto Logout After Bill

Enter Password when Open Cash Drawer

Automatic UOM Conversion

ID: 12489 Add Shelf column in Branch Stock Balance Report.

User can view their shelf details on Branch Stock Balance Report. This feature is for those stationery shop or shop with a lot of shelves to display their item so they can keep track where is their item locate at for easier stock take.

To access this report, at frontend go to **More Function > Inquiry > Reports > Branch Stock Balance**.

Item Code	Description	Batch No	UOM	Rate	Item Group	Item Type	Location	Balance Qty	Shelf
00001	Item ABC		PCS	1.00000000	GroupA		HQ	-25.00	
001	Latte G		DA	5.00000000	GroupA		HQ	-1.00	
001	Latte G		PCS	1.00000000	GroupA		HQ	-2,025.00	1223
002	Item A		PCS	1.00000000	GroupA		HQ	-38.00	
003	Item B		PCS	1.00000000	GroupA		HQ	-32.00	
004	Cheese Drinks		CUPS	1.00000000	GroupB		HQ	-24.00	
005	Cheese		PCS	1.00000000	GroupB		HQ	-45.00	
005	006		006	1.00000000	GroupB		HQ	0.00	
007	Pearl Drink		PCS	1.00000000	1234567890		HQ	-4.00	
008	Pearl		PCS	1.00000000	kee		HQ	-10.00	
01			01	1.00000000	GroupA		HQ	-17.00	
02			02	1.00000000	GroupA		HQ	-85.00	

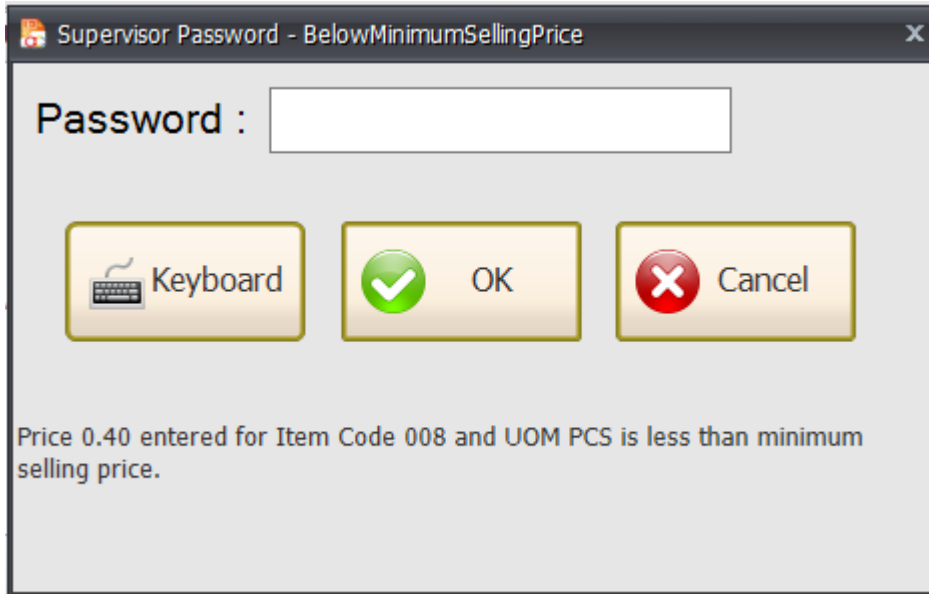
ID: 12497 Do not prompt for change price when price below minimum selling if the user do not have change price access right.

Previously this prompt change price had made a lot of user confuse that why do the system prompt to change price when the item is selling below minimum selling price. Shouldn't you be blocking it? Also I do not have change price access right but I can still change price.

In this version we have enhance and remove the prompt change price while directly prompt the supervisor access right if the user do not have change price access right.

ID: 12498 Show informative message at supervisor password screen during item price below minimum selling price access right.

Continuation from ID 12497, we have enhanced to display more informative message instead of directly blocking with supervisor password so that user know this item is selling what pricing which is below minimum selling price.

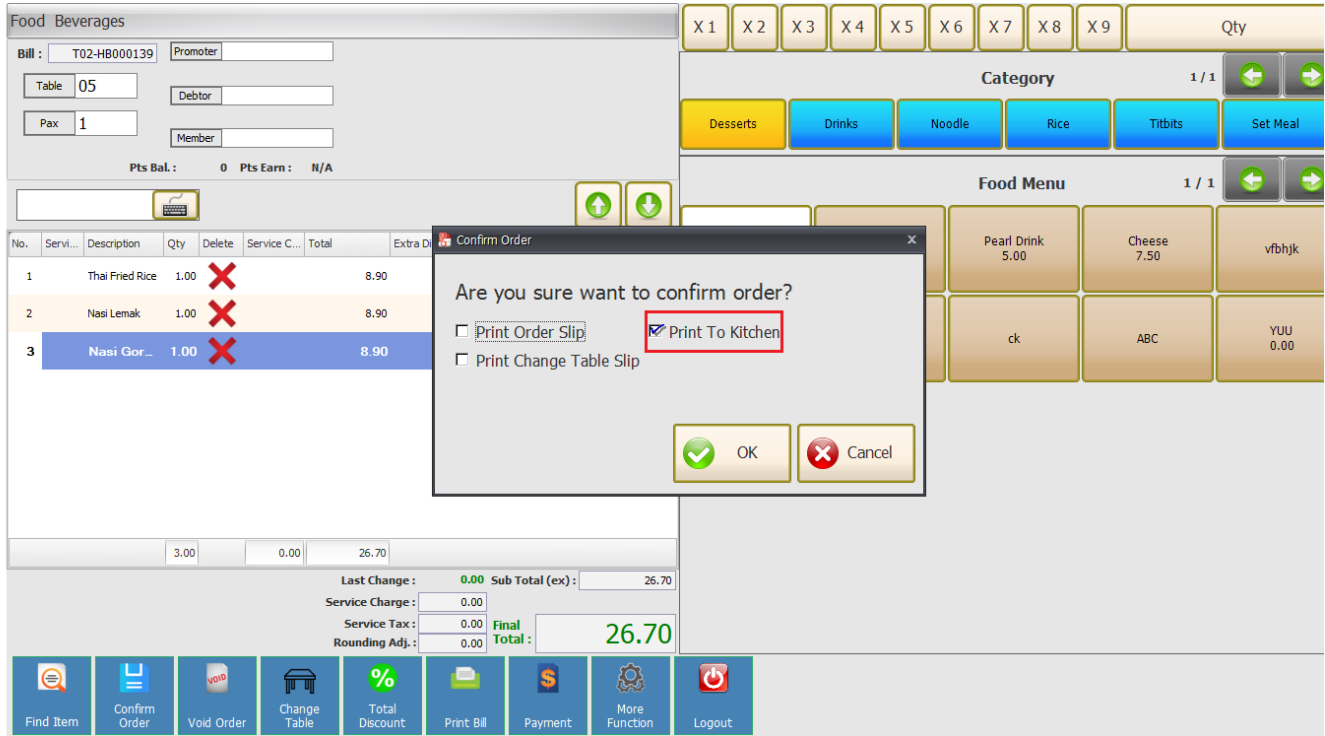


ID: 12554 Add access right for Kitchen Printer Maintenance.

Add kitchen printer access right due to some of the user staff which do no know what is that button do. So they go and explore it and remove or edit the settings from there.

ID: 12611 To have option to print or not to print kitchen slip.

User now can choose to print or not to print kitchen slip depending on your business nature. Example, restaurant which sell seafood, user order fish but the weight of the fish you will not know until you fish it out from the aquarium and weight it. After weight, user will edit the quantity and UOM of the fish according to the weight of the fish and confirm order. Here you do not want to print kitchen slip, if not kitchen will confuse why there is 2 slip.



The screenshot displays a POS system interface. A 'Confirm Order' dialog box is open, asking 'Are you sure want to confirm order?'. The dialog has three checkboxes: 'Print Order Slip' (unchecked), 'Print To Kitchen' (checked), and 'Print Change Table Slip' (unchecked). Below the checkboxes are 'OK' and 'Cancel' buttons. The background shows a menu with items like Thai Fried Rice, Nasi Lemak, and Nasi Gor... with a total of 26.70. The interface also includes a 'Food Beverages' section with fields for Bill, Table, Pax, Promoter, Debtor, and Member, and a 'Food Menu' section with various items and prices.

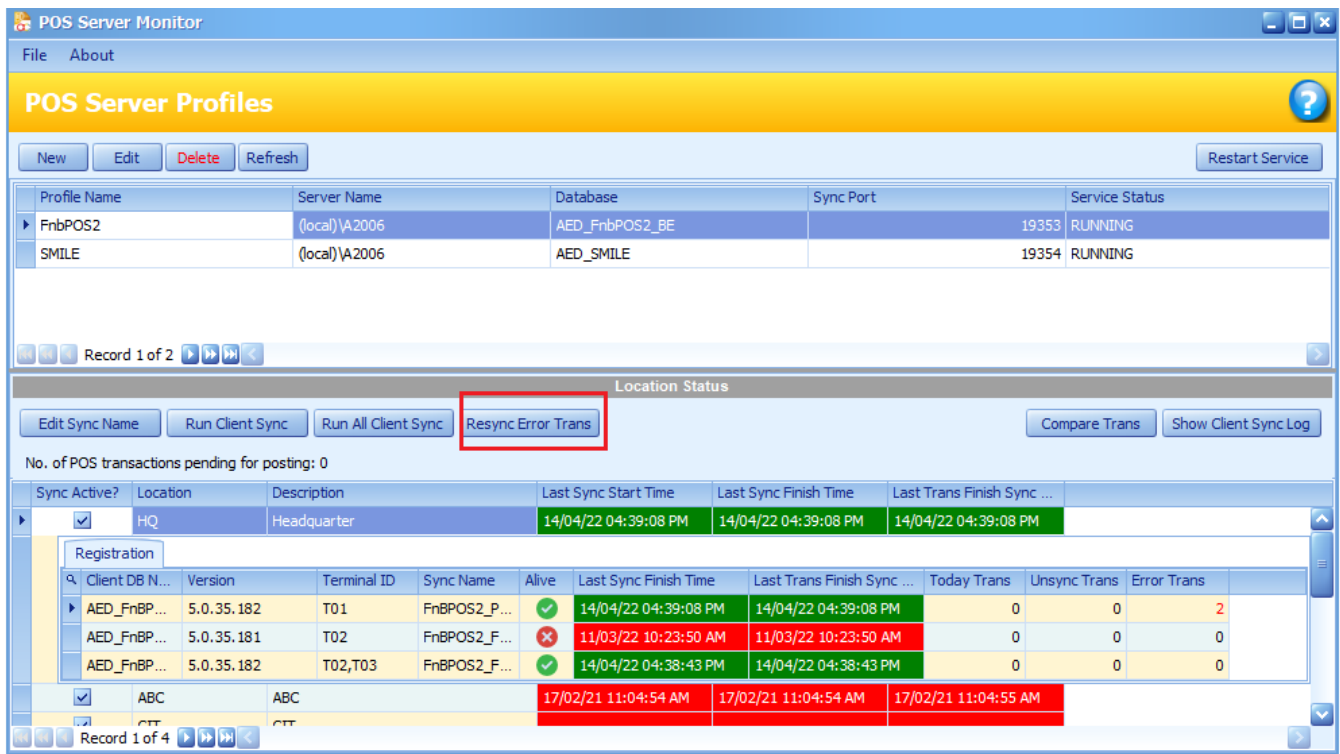
No.	Servi...	Description	Qty	Delete	Service C...	Total	Extra D
1		Thai Fried Rice	1.00	X		8.90	
2		Nasi Lemak	1.00	X		8.90	
3		Nasi Gor...	1.00	X		8.90	

Sub Total (ex): 26.70
Final Total: 26.70

Enhance synchronization to properly handle transaction with error message.

Due to system keep on retrying to sync those error transactions, this will cause the system unnecessary load and will cause server monitor to hang very often.

In this case we have enhance the logic where system will retry a few times before deciding to ignore those transaction with error. After ignored, system will not retry to sync those error transactions until user have successfully troubleshoot it. After solved, user can go to server monitor to click on the button “Resync Error Trans” at **POS Server Monitor** or at **Backend Point Of Sales > Sync Monitor Status**.



The screenshot shows the POS Server Monitor application window. At the top, there are menu options 'File' and 'About'. Below is a yellow header 'POS Server Profiles' with a search icon. A toolbar contains 'New', 'Edit', 'Delete', 'Refresh', and 'Restart Service' buttons. The main area displays a table of server profiles:

Profile Name	Server Name	Database	Sync Port	Service Status
FnbPOS2	(local)\A2006	AED_FnbPOS2_BE	19353	RUNNING
SMILE	(local)\A2006	AED_SMILE	19354	RUNNING

Below the table is a 'Location Status' section with buttons: 'Edit Sync Name', 'Run Client Sync', 'Run All Client Sync', 'Resync Error Trans' (highlighted with a red box), 'Compare Trans', and 'Show Client Sync Log'. It also shows 'No. of POS transactions pending for posting: 0'. A table below lists locations and their sync details:

Sync Active?	Location	Description	Last Sync Start Time	Last Sync Finish Time	Last Trans Finish Sync ...
<input checked="" type="checkbox"/>	HQ	Headquarter	14/04/22 04:39:08 PM	14/04/22 04:39:08 PM	14/04/22 04:39:08 PM

A 'Registration' sub-table is also visible:

Client DB N...	Version	Terminal ID	Sync Name	Alive	Last Sync Finish Time	Last Trans Finish Sync ...	Today Trans	Unsync Trans	Error Trans
AED_FnBP...	5.0.35.182	T01	FnbPOS2_P...	✓	14/04/22 04:39:08 PM	14/04/22 04:39:08 PM	0	0	2
AED_FnBP...	5.0.35.181	T02	FnbPOS2_F...	✗	11/03/22 10:23:50 AM	11/03/22 10:23:50 AM	0	0	0
AED_FnBP...	5.0.35.182	T02,T03	FnbPOS2_F...	✓	14/04/22 04:38:43 PM	14/04/22 04:38:43 PM	0	0	0

At the bottom, there are more location entries and a 'Record 1 of 4' indicator.