

## FnB Release Note 5.0.29.163

### Bug Fixes:

Description	
<b>9276</b>	Fix Z report refund or void tax amount still remain.
<b>9385</b>	Fix member price not working as intended for weighting scale barcode.
<b>9405</b>	Fix Order Number will auto reset if 2 terminal share with 1 DB made payment.

### Enhancement:

ID	Description
<b>9343</b>	Simplified and moved Remark Maintenance to Terminal Settings Maintenance.
<b>9437</b>	Add new report format at Voucher Listing to show available voucher no.
<b>9456</b>	Remark maintenance support for cash in & cash out.

*Document Prepared by Jacky*

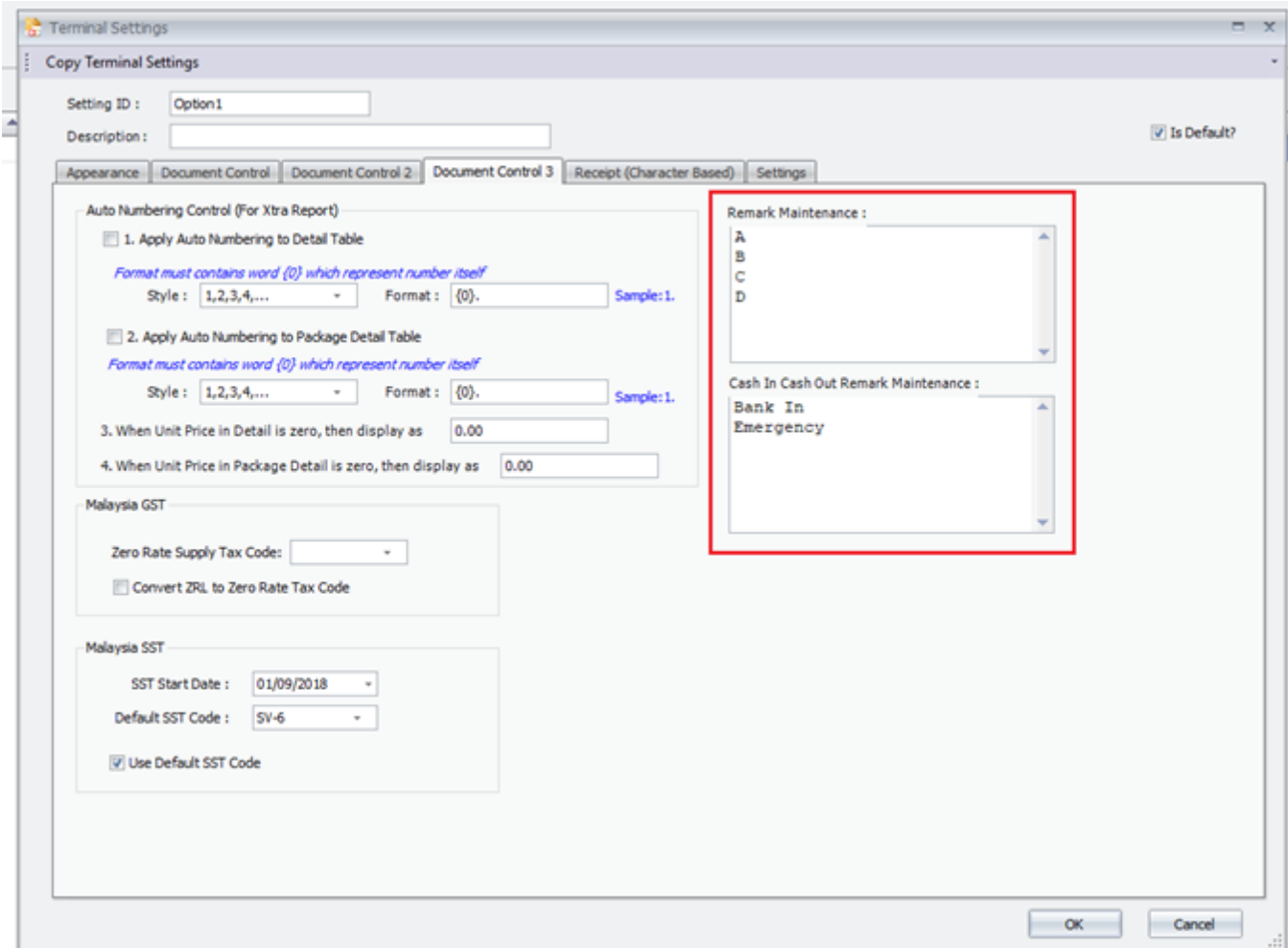
*Last Modified 11<sup>th</sup> May 2021*

## Highlights of Changes in 5.0.29.163

ID: 9343 Simplified and moved Remark Maintenance to Terminal Settings Maintenance.

In order to be more user friendly at centralizing control, we have moved Remark Settings into Terminal Settings Maintenance.

To set, go to **Point Of Sales > Maintenance > Terminal Settings Maintenance > Edit > Document Control 3**



Terminal Settings

Copy Terminal Settings

Setting ID : Option1

Description :

Is Default?

Appearance | Document Control | Document Control 2 | Document Control 3 | Receipt (Character Based) | Settings

Auto Numbering Control (For Xtra Report)

1. Apply Auto Numbering to Detail Table

Format must contains word {0} which represent number itself

Style : 1,2,3,4,... Format : {0}. Sample:1.

2. Apply Auto Numbering to Package Detail Table

Format must contains word {0} which represent number itself

Style : 1,2,3,4,... Format : {0}. Sample:1.

3. When Unit Price in Detail is zero, then display as 0.00

4. When Unit Price in Package Detail is zero, then display as 0.00

Malaysia GST

Zero Rate Supply Tax Code:

Convert ZRL to Zero Rate Tax Code

Malaysia SST

SST Start Date : 01/09/2018

Default SST Code : SV-6

Use Default SST Code

Remark Maintenance :

A  
B  
C  
D

Cash In Cash Out Remark Maintenance :

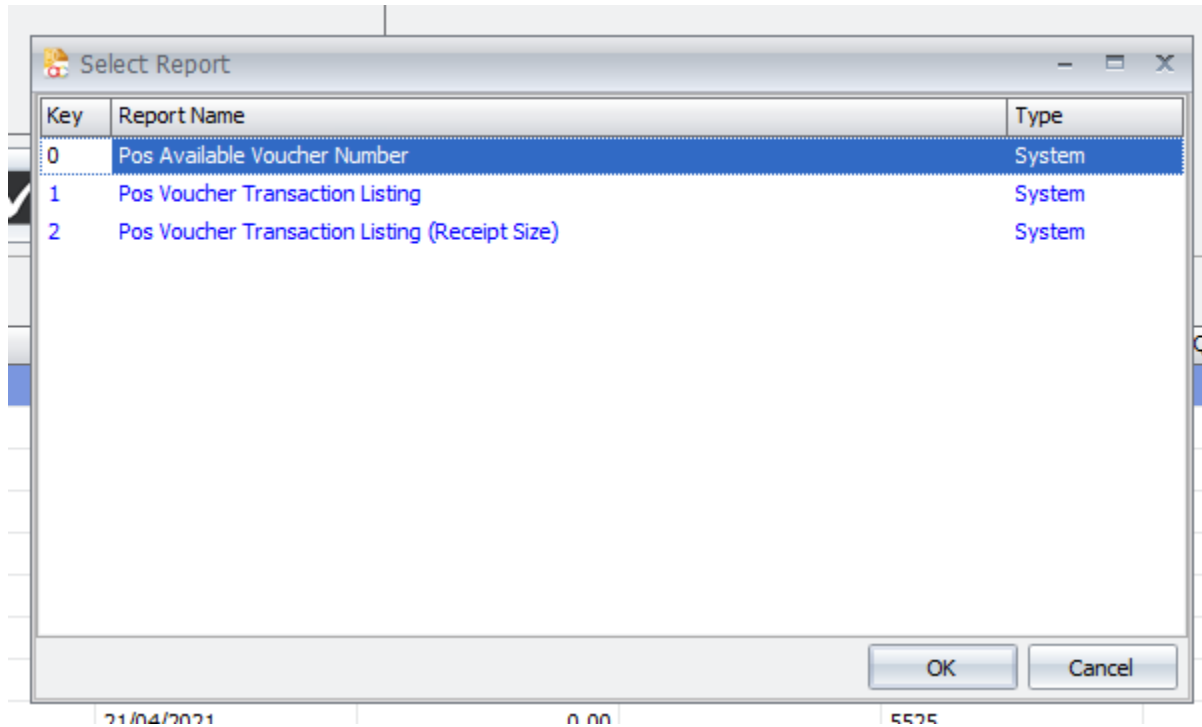
Bank In  
Emergency

OK Cancel

### ID: 9437 Add new report format at Voucher Listing to show available voucher no.

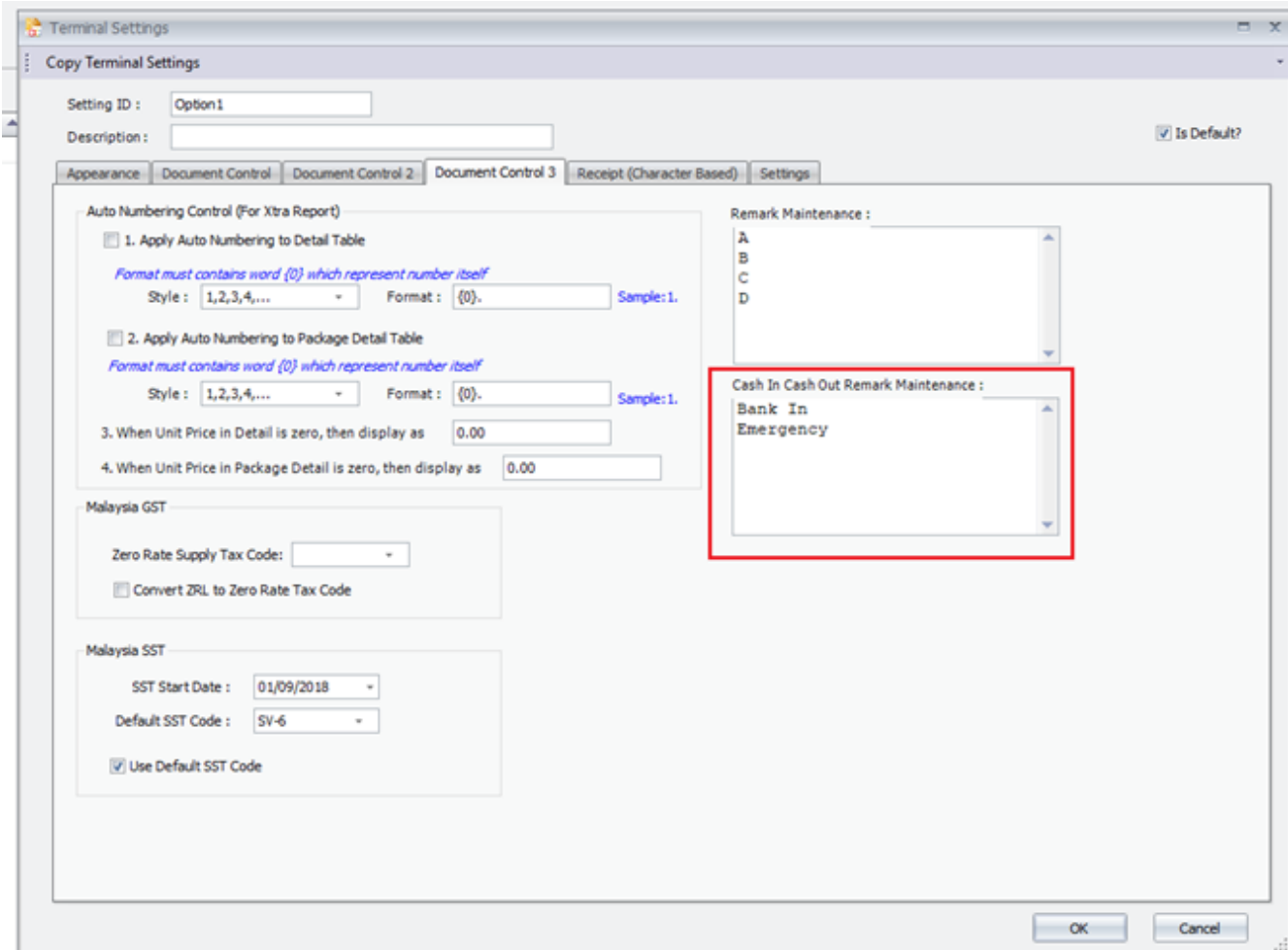
We have added in a new report that show available voucher number so user know which voucher are still available to view as report. The available vouchers are up to date.

To view go to **Point Of Sales > Maintenance > Voucher Maintenance > Print > Print**, then select the report.




## ID: 9456 Remark Maintenance support for cash in & out.

Some user want to standardize their remark instead of variety of manual entry remark, we have added this feature to aid them.



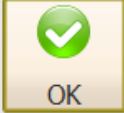
Cash In


Remarks : 

Print Receipt

Cash Amount :

7	8	9
4	5	6
1	2	3
0	00	.
+/-	CLR	

 OK

 Cancel