

## FnB Release Note 5.0.28.153

### Bug Fixes:

	Description
<b>7137</b>	Fix promotion Item Package issue applied to details as well.
<b>8069</b>	Fix user interface will jump back to default language after open thread form.
<b>8141</b>	Fix Customer display not able to play next video.

### Enhancement:

ID	Description
<b>8094</b>	Able to customize table font size.
<b>8287</b>	Support Expand Package Detail to Pos Option.

*Document Prepared by Jacky*

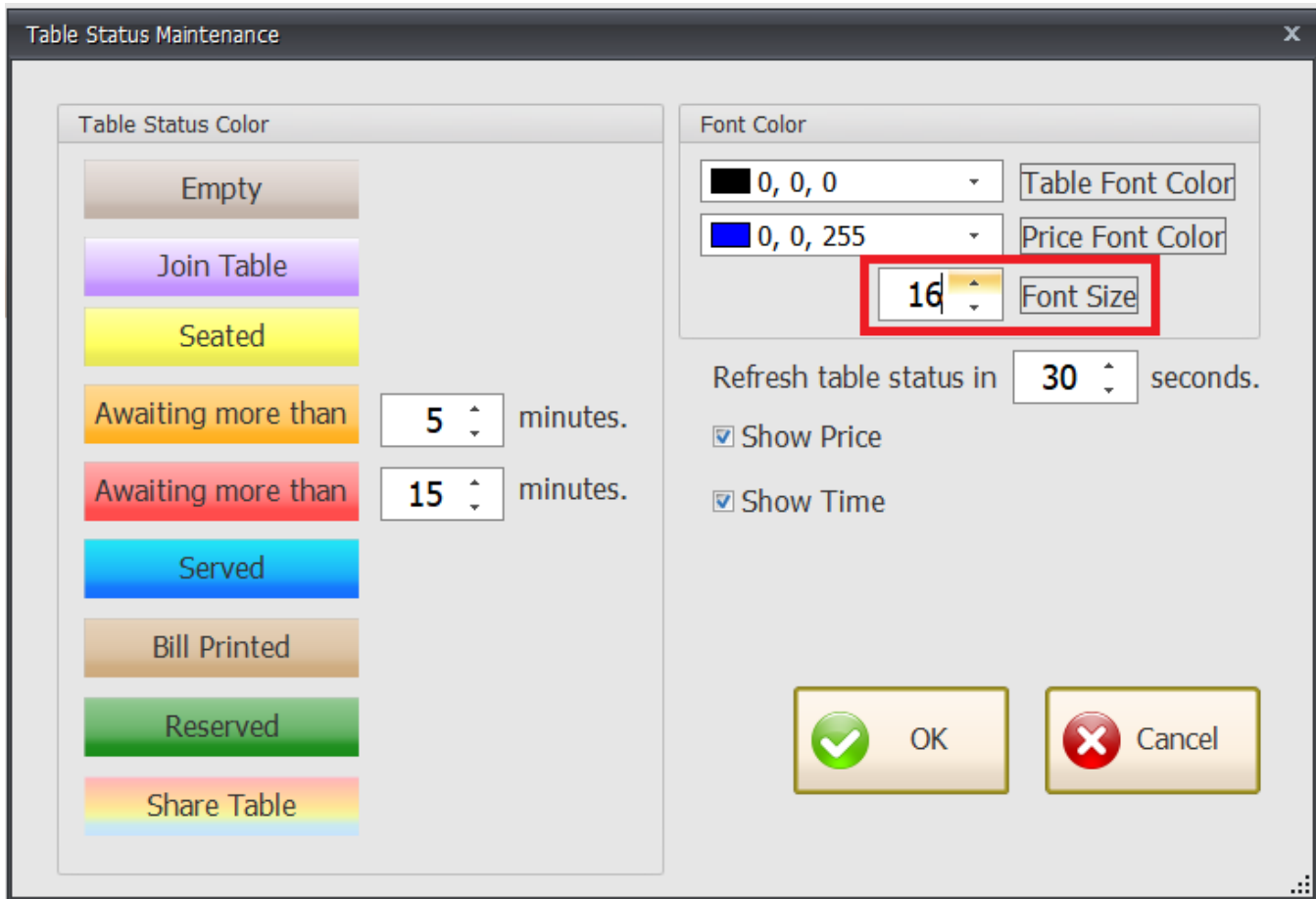
*Last Modified 4<sup>th</sup> January 2021*

## Highlights of Changes in 5.0.28.153

ID: 8094 Able to customize table font size.

Due to some of the screen are small, especially those all in one pos system, we have added this new feature to enable user to customize their font size so it will make it easier to see the table no.

To set, go to **More Function > Settings > Table Design > Table Status Maintenance**.



User table font now are bigger and easier to see.

Section 1



Total : 0.00  
Paid : 0.00  
Change : 0.00











-  View Order Listing
-  Take Away
-  Reprint Last Receipt
-  Reservation
-  Change Table
-  Mark Served
-  Share Table
-  Join Table
-  Clear Join Table



Table 1      Table 2      Table 3

TA      Table 4      Table 5

- Empty
- Seated
- >= 5 min
- >= 15 min
- Served
- Bill Printed
- Reserved
- Share Table
- Join Table

 Close

Cashier: ADMIN      Terminal: T01      Outlet: HQ

ID: 8287 Support expand package details in pos option.

Second display will automatically expand its details for customer to know what item are in the package.

**Total: 180.00**

No.	Description	UOM	Qty	Total																
1	PACKS		1....	180.00																
<div style="border: 1px solid #ccc; padding: 2px; font-size: 10px; margin-bottom: 5px;">Package Detail</div> <table border="1" style="width: 100%; border-collapse: collapse;"> <thead> <tr style="background-color: #f2f2f2;"> <th style="width: 30%;">Description</th> <th style="width: 15%;">UOM</th> <th style="width: 15%;">Qty</th> <th style="width: 10%;">Total</th> </tr> </thead> <tbody> <tr> <td>Latte G</td> <td>CUPS</td> <td>1.0000</td> <td>180.00</td> </tr> <tr> <td>Item A</td> <td>PCS</td> <td>1.0000</td> <td>0.00</td> </tr> <tr> <td>Cheese Drinks</td> <td>CUP</td> <td>1.0000</td> <td>0.00</td> </tr> </tbody> </table>					Description	UOM	Qty	Total	Latte G	CUPS	1.0000	180.00	Item A	PCS	1.0000	0.00	Cheese Drinks	CUP	1.0000	0.00
Description	UOM	Qty	Total																	
Latte G	CUPS	1.0000	180.00																	
Item A	PCS	1.0000	0.00																	
Cheese Drinks	CUP	1.0000	0.00																	

Welcome, I'm ADMIN

Sub Total (ex) : 180.00

Rounding Adj.: 0.00

Final Total : 180.00

User can toggle it on and off the display incase if all of the item they are selling are in packages and they do not wish to display it at second display. To do so, go to backend [Point of Sales > Maintenance > Pos Option Maintenance](#). Then untick the option as shown below if you wish not to expand the package details.

Pos FrontEnd Options

Copy Option

Option ID :

Description :

Is Default?

Appearance | Document Control | Document Control 2 | Document Control 3 | Receipt (Character Based) | Settings

Enable Bonus Point

Bonus Point Calculation Option:

For every sale of  dollar(s), will be entitled to  bonus point(s).

Dollar Rounding Method:

Exclude point received if there is point payment.

Point Redemption

points redeem \$

Full redemption without point calculation

Use decimal point for redemption

Authorize change price and discount by HQ

Create PassKey

MAC Filter

Enter MAC address of the PC to allow access to HQ Authorize function. Enter each address in one line.

Show Promoter

Show Debtor

Set promoter for whole receipt

No prompt for promoter

Use item's description2

Backorder control

Don't block input when item not found

Check outstanding hold bill (Close Counter)

Allow to Close Counter for cashier

Calculate discount on unit price

Automatically delete package when one of its item is backorder

Use spacebar to make cash payment

Expand Package Detail

Credit Control (Credit Sales)

Disable promotion item to earn bonus point

Filter promoter by outlet

Warning on Zero Net Total

Use last price

Allow to save empty batch number

Retails

Show Menu

Use item standard cost for return stock

Allow to trade in

Allow to issue out serial number not exists in the system

Automatically delivery all items once full payment applied (Exclude serial number item during deliver item in Sales Ord

Receipt number is require during return

Choose serial number during deliver item in Sales Order

F & B

Show Table

Print Order No

Prompt Pax Numpad

Auto Logout After Bill

Print Kitchen Receipt

Print Change Table Slip

Enable Tip