

FnB Release Note 5.0.19.132

Bug Fixes:

ID	Description
5922	Fix select item from Fast Menu won't prompt Promoter Selection screen issue.
5912	Fix user able to insert inactive item package when user scan item package barcode issue.
5845	Fix Fast Selection Menu Maintenance "Copy From" and "Copy To" issue.
5850	Remove "Press F3 to use Item Search" function in certain report for front-end.
5851	Remove "Add New" button in certain report's stock item filter for front-end.
5989	Fix unable to open Void Order Report at front-end.
5964	Fix User ID in LCD Customer Display cannot display fully issue.
5945	Fix Set Meal Modifier selection screen resolution issue.
5983	Fix debtor Multi Pricing not functioning issue.

Enhancement:

ID	Description
5778	Enhanced "Total Discount Maintenance" to "Discount Maintenance" which will apply the logic to Row Discount.
5914	Enhanced Synchronization process for better performance when syncing item data.
5856	Support "Range Set" feature at Set Meal Maintenance.
5655	Support "Load Data Option" feature at Price Plan Maintenance.

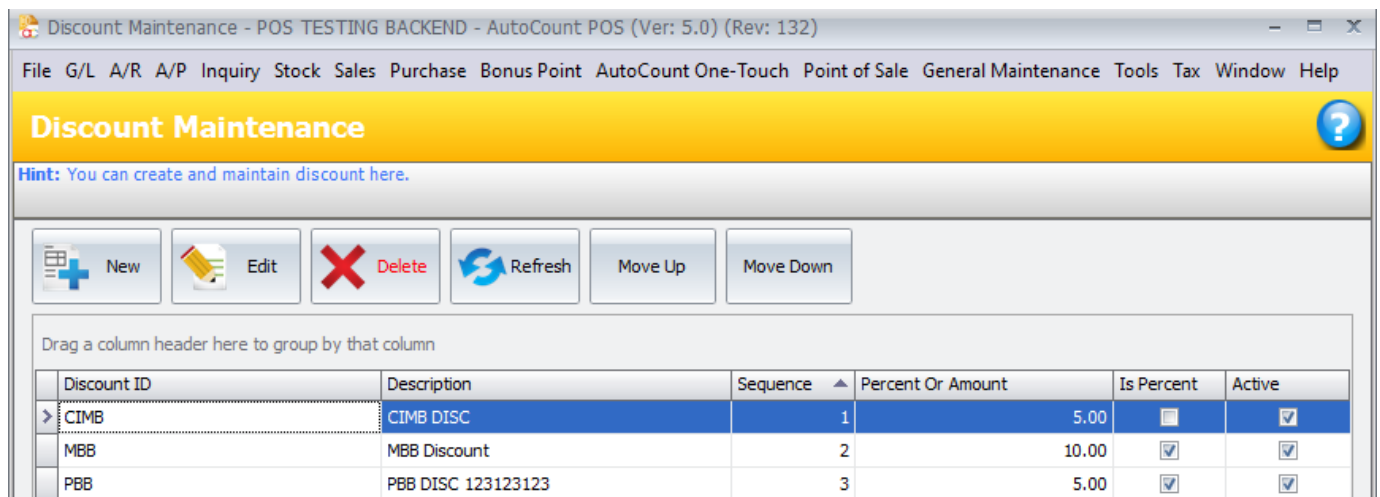
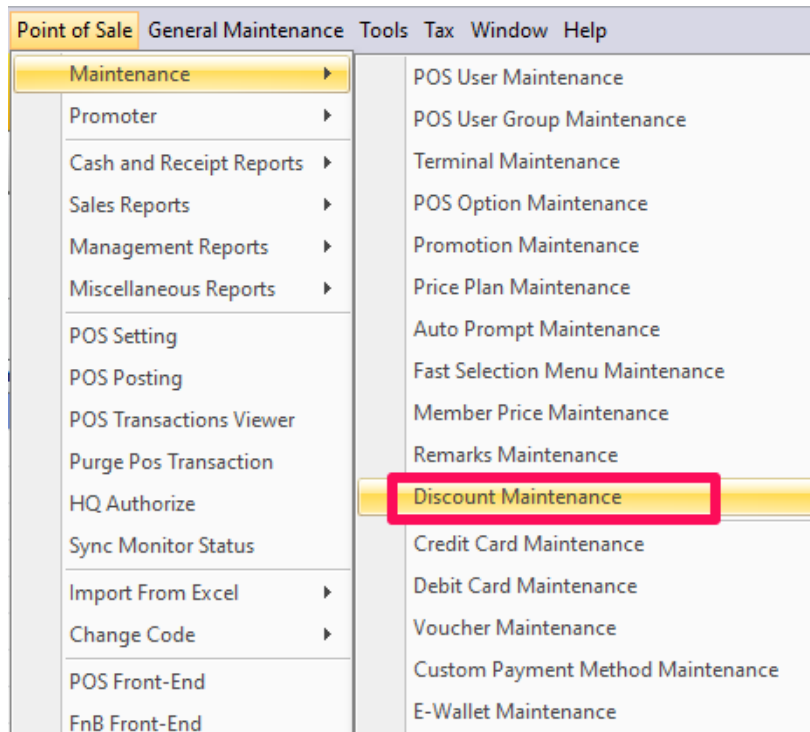
Document Prepared by CY


Last Modified 25th February 2020

Highlights of Changes in 5.0.19.132

ID: 5778 Enhanced “Total Discount Maintenance” to “Discount Maintenance” which will apply the logic to Row Discount

We had changed the Total Discount Maintenance to become *Discount Maintenance*. You can now apply the discount types in front-end row discount (line discount) as well.





In front-end, select the item that you wish to give row discount, and then press Row Discount button, then you will see the discount types are there for you to choose and apply.

Item Discount

Percentage :

Amount :

Discount :

Calculate Discount On Unit Price

10	20	30
40	50	60
CIMB	MBB	PBB
2	3	4

7	8	9	Backspace
4	5	6	Cancel
1	2	3	OK
0	00	.	

F1 - Display Item Cost

F2 - Display Minimum Selling Price

ID: 5856 Support “Range Set” feature at Set Meal Maintenance

In back-end, go to *Point of Sale > Maintenance > Set Meal Maintenance*. Create or edit a set meal and you will see the range set feature is there for you to use.

Edit Set Meal

Set Meal Code

Description Bar Code

Category 1 Category 3 Category 5 Category 7

Category Name Min. Qty Max. Qty

Item Code	UOM	Description	Desc2
CHICKEN CHOP	UNIT	CHICKEN CHOP	
FISH AND CHIP	UNIT	FISH AND CHIP	
> LAMB CHOP	UNIT	LAMB CHOP	

Range Set

Please specify the columns to be updated.

Item Code:

UOM:

Description:

Desc2:

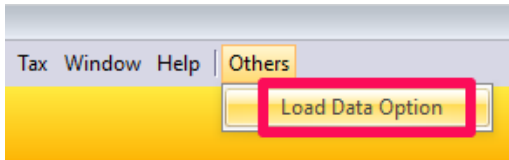
Unit Price:

(If apply, total 2 row(s) will be updated.)

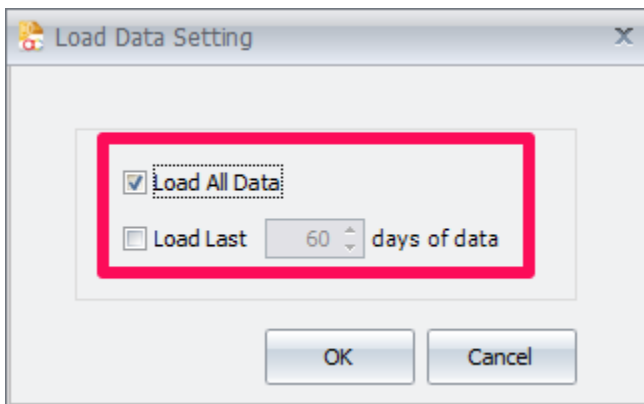
ID: 5655 Support “Load Data Option” feature at Price Plan Maintenance

We added the *Load Data Option* in Price Plan Maintenance screen. In back-end, go to *Point of Sale > Maintenance > Price Plan Maintenance*.

On top of your menu bar, look for *Others > Load Data Option*.



You can set how many days of data you want to show every time when you open this screen. Suitable for those that had maintained a lot of price plan here to reduce the loading time when opening this screen.



ID: 5914 Enhanced Synchronization process for better performance when syncing item data
In order to increase the sync performance and also to avoid sync process timeout during sync item, item sync is now by batch instead of sync all items at 1 time.

